jaga

CLIMATE DESIGNERS

PANEL PLUS VERTICAL

EXPORT@JAGA.BE +32 (0) 11 29 41 12

PANEL PLUS VERTICAL

CONTENT 3

TECHNISCHE INFORMATIE 5

Dimensions 5

Standard delivery 5

Most used connection sets 6

Technical table 7

Correction factors 8

Guideline for limiting flow noise 8

Pressure drop 9

PANEL PLUS VERTICAL

DIMENSIONS *(in mm)*

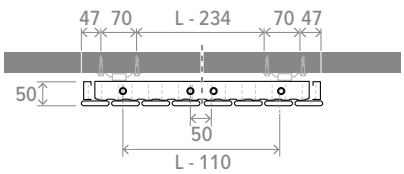

ORDER CODE

PPVW 180 024 XXX MM

- *Colour*
- *Length*
- *Height*

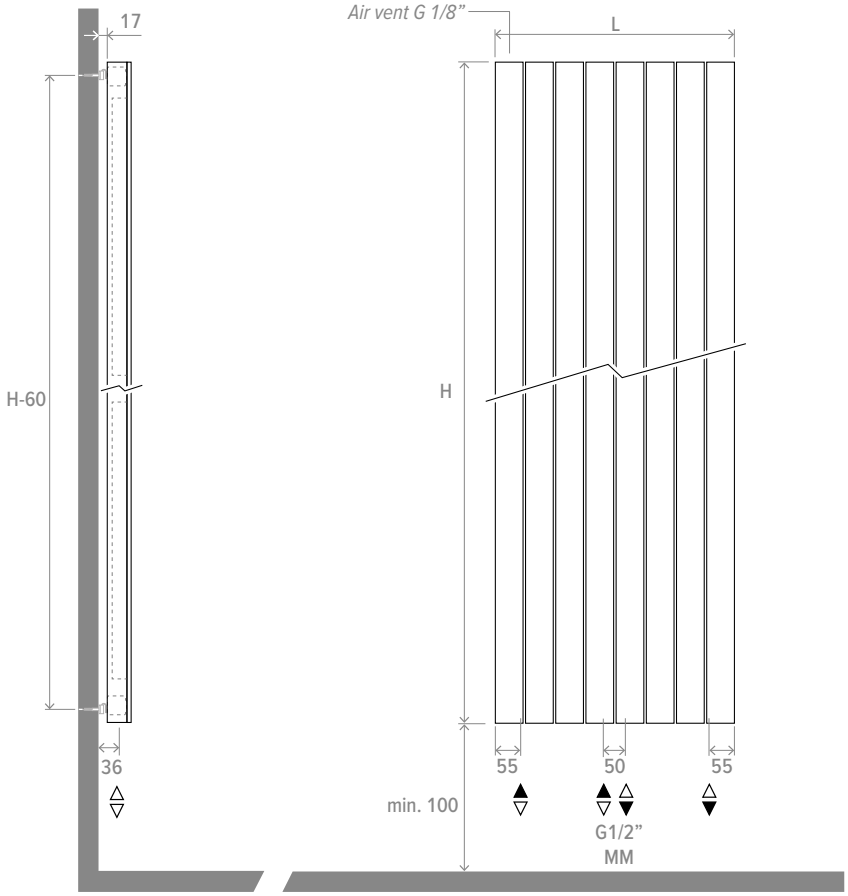

STANDARD DELIVERY

- universal central connection MM and 18/81 underneath
- standard and extended wall fixings included
- chrome-plated air vent and 3 drain plugs G1/2"

COLOURS

Eco-friendly, scratch-resistant powder coating with high UV-resistance

Standard colours

- traffic white RAL 9016 (333) matte satin
- sandblast grey (001), fine texture metallic lak
- off-black (145), soft touch lightly-textured satin lacquer

Other colours

see Jaga colour chart. Surcharge: +20%

To the wall - DECO PRO VALVE

Complete chrome set



set 41 **KVS: 1.65 / 2.20**

TWO PIPE / ONE PIPE

CODE PW3 AC 1...	AC
CODE PW3 AW 1...	AW
CODE PW3 AS 1...	AS
CODE PW3 AB 1...	AB

fill in sleeve coupling code

Set in brushed stainless steel effect (SS)

set 48 **KVS: 1.65 / 2.20**

TWO PIPE / ONE PIPE

CODE PW3 PS 1...	PS

fill in sleeve coupling code

Set in brushed stainless steel effect (SS)

set 48 **KVS: 1.65 / 2.20**

TWO PIPE / ONE PIPE

CODE PW3 PA 1...	PA

fill in sleeve coupling code

To the floor - DECO PRO VALVE

Complete chrome set

set 41 **KVS: 1.65 / 2.20**

TWO PIPE / ONE PIPE

CODE PF3 AC 1...	AC
CODE PF3 AW 1...	AW
CODE PF3 AS 1...	AS
CODE PF3 AB 1...	AB

fill in sleeve coupling code

Set in brushed stainless steel effect (SS)

set 48 **KVS: 1.65 / 2.20**

TWO PIPE / ONE PIPE

CODE PF3 PS 1...	PS

fill in sleeve coupling code

Set in brushed stainless steel effect (SS)

set 48 **KVS: 1.65 / 2.20**

TWO PIPE / ONE PIPE

CODE PF3 PA 1...	PA

fill in sleeve coupling code

Sleeve coupling codes M24

PRECISION METAL TUBE	
CODE	*Tube Ø*
110	10/1
112	12/1
114	14/1
115	15/1
118	18/1

SYNTHETIC	
CODE	*Tube Ø*
212	12/2
219	16/1.5
216	16/2
217	17/2
218	18/2

RPE/ALU	
CODE	*Tube Ø*
314	14/2
316	16/2
326	16/2.2
318	18/2

STEEL TUBE FOR C.H.	
CODE	*Tube Ø*
501	M24 x 1/2”
503	M24 x 3/8”

For extensive information on valves, see the brochure "Connection sets & Valves"

PANEL PLUS VERTICAL

TECHNICAL TABLE

HEIGHT H cm	LENGTH L cm	TYPE T	HEATING Room temperature 20°C 45/40 Watts	55/45 Watts	75/65 Watts	WEIGHT kg	WATER CONTENT L	ORDER CODE
PPVW 180	024	11	202	294	584	16	3.3	PPVW 180 024 XXX MM
	031	11	253	368	730	20	4.3	PPVW 180 031 XXX MM
	037	11	303	441	875	25	5.1	PPVW 180 037 XXX MM
	043	11	354	514	1021	29	5.9	PPVW 180 043 XXX MM
	050	11	404	588	1167	33	7.0	PPVW 180 050 XXX MM
	056	11	455	662	1313	38	7.7	PPVW 180 056 XXX MM
	062	11	506	735	1459	42	8.6	PPVW 180 062 XXX MM
	069	11	556	809	1605	45	9.6	PPVW 180 069 XXX MM
	075	11	607	882	1751	48	10.4	PPVW 180 075 XXX MM
	081	11	657	956	1897	51	11.3	PPVW 180 081 XXX MM
	087	11	708	1030	2043	54	12.1	PPVW 180 087 XXX MM
	094	11	758	1103	2189	57	13.1	PPVW 180 094 XXX MM
200	024	11	225	326	644	18	3.6	PPVW 200 024 XXX MM
	031	11	281	408	805	22	4.7	PPVW 200 031 XXX MM
	037	11	337	489	965	27	5.6	PPVW 200 037 XXX MM
	043	11	393	570	1126	32	6.5	PPVW 200 043 XXX MM
	050	11	450	652	1287	37	7.6	PPVW 200 050 XXX MM
	056	11	506	733	1448	41	8.5	PPVW 200 056 XXX MM
	062	11	562	815	1609	46	9.4	PPVW 200 062 XXX MM
	069	11	618	897	1770	50	10.5	PPVW 200 069 XXX MM
	075	11	674	978	1931	53	11.4	PPVW 200 075 XXX MM
	081	11	731	1060	2092	56	12.3	PPVW 200 081 XXX MM
	087	11	787	1141	2253	59	13.2	PPVW 200 087 XXX MM
	094	11	843	1223	2414	63	14.3	PPVW 200 094 XXX MM
220	024	11	246	356	700	19	3.9	PPVW 220 024 XXX MM
	031	11	308	446	876	25	5.1	PPVW 220 031 XXX MM
	037	11	370	535	1051	30	6.1	PPVW 220 037 XXX MM
	043	11	432	624	1226	35	7.1	PPVW 220 043 XXX MM
	050	11	493	713	1401	40	8.2	PPVW 220 050 XXX MM
	056	11	555	802	1576	45	9.2	PPVW 220 056 XXX MM
	062	11	617	892	1751	51	10.2	PPVW 220 062 XXX MM
	069	11	678	981	1926	54	11.3	PPVW 220 069 XXX MM
	075	11	740	1070	2101	58	12.3	PPVW 220 075 XXX MM
	081	11	801	1159	2276	61	13.3	PPVW 220 081 XXX MM
	087	11	863	1248	2451	65	14.3	PPVW 220 087 XXX MM
	094	11	925	1338	2627	68	15.4	PPVW 220 094 XXX MM
240	024	11	267	386	754	21	4.2	PPVW 220 024 XXX MM
	031	11	334	482	943	27	5.5	PPVW 220 031 XXX MM
	037	11	401	579	1131	32	6.5	PPVW 220 037 XXX MM
	043	11	468	675	1320	38	7.6	PPVW 220 043 XXX MM
	050	11	535	771	1508	44	8.8	PPVW 220 050 XXX MM
	056	11	602	868	1697	49	9.9	PPVW 220 056 XXX MM
	062	11	668	964	1885	55	10.9	PPVW 220 062 XXX MM
	069	11	735	1061	2074	59	12.1	PPVW 220 069 XXX MM
	075	11	802	1157	2262	63	13.2	PPVW 220 075 XXX MM
	081	11	869	1254	2451	67	14.3	PPVW 220 081 XXX MM
	087	11	936	1350	2639	70	15.3	PPVW 220 087 XXX MM
	094	11	1003	1447	2828	74	16.5	PPVW 220 094 XXX MM

EN442 output at 20°C

enter colour code

HEIGHT H cm	LENGTH L cm	TYPE T	HEATING Room temperature 20°C 45/40 Watts	55/45 Watts	75/65 Watts	WEIGHT kg	WATER CONTENT L	ORDER CODE
PPVW 260	024	11	288	414	805	23	4.5	PPVW 260 024 XXX MM
	031	11	360	517	1006	29	5.8	PPVW 260 031 XXX MM
	037	11	431	621	1207	35	7.0	PPVW 260 037 XXX MM
	043	11	503	724	1408	41	8.1	PPVW 260 043 XXX MM
	050	11	576	828	1610	47	9.4	PPVW 260 050 XXX MM
	056	11	647	931	1811	53	10.5	PPVW 260 056 XXX MM
	062	11	719	1035	2012	59	11.7	PPVW 260 062 XXX MM
	069	11	791	1138	2213	63	13.0	PPVW 260 069 XXX MM
	075	11	863	1241	2414	68	14.1	PPVW 260 075 XXX MM
	081	11	935	1345	2616	72	15.2	PPVW 260 081 XXX MM
	087	11	1007	1448	2817	76	16.4	PPVW 260 087 XXX MM
	094	11	1079	1552	3018	80	17.7	PPVW 260 094 XXX MM
280	024	11	307	440	852	24	4.8	PPVW 280 024 XXX MM
	031	11	384	551	1066	31	6.2	PPVW 280 031 XXX MM
	037	11	461	661	1279	37	7.4	PPVW 280 037 XXX MM
	043	11	538	771	1492	44	4.6	PPVW 280 043 XXX MM
	050	11	614	881	1705	50	10.1	PPVW 280 050 XXX MM
	056	11	691	991	1918	57	11.3	PPVW 280 056 XXX MM
	062	11	768	1101	2131	64	12.5	PPVW 280 062 XXX MM
	069	11	845	1211	2344	68	13.9	PPVW 280 069 XXX MM
	075	11	921	1322	2557	73	15.1	PPVW 280 075 XXX MM
	081	11	998	1432	2770	77	16.3	PPVW 280 081 XXX MM
	087	11	1075	1542	2983	81	17.5	PPVW 280 087 XXX MM
	094	11	1152	1652	3197	86	18.9	PPVW 280 094 XXX MM
300	024	11	326	466	897	26	5.1	PPVW 300 024 XXX MM
	031	11	407	582	1121	33	6.4	PPVW 300 031 XXX MM
	037	11	489	699	1345	40	7.8	PPVW 300 037 XXX MM
	043	11	570	815	1569	47	9.2	PPVW 300 043 XXX MM
	050	11	652	932	1794	54	10.7	PPVW 300 050 XXX MM
	056	11	733	1048	2018	61	11.9	PPVW 300 056 XXX MM
	062	11	814	1165	2242	68	13.2	PPVW 300 062 XXX MM
	069	11	896	1281	2466	73	14.7	PPVW 300 069 XXX MM
	075	11	977	1398	2690	77	16.0	PPVW 300 075 XXX MM
	081	11	1059	1514	2915	82	17.3	PPVW 300 081 XXX MM
	087	11	1140	1631	3139	87	18.5	PPVW 300 087 XXX MM
	094	11	1222	1747	3363	92	20.0	PPVW 300 094 XXX MM

EN442 output at 20°C

enter colour code

CORRECTION FACTORS

The indicated outputs at ΔT 50 are exact values, measured in accordance with EN442. This table provides a calculated value using an average correction factor for all other ΔT outputs, valid for all dimensions.

Click *www.jaga.com/selection-tools/* to download the calculation tools with the exact outputs. The online calculation tools are kept up to date with the most recent data. Minor output differences between printed tables and the different online calculation tools are therefore completely normal and within the margins of tolerance imposed by the standard.

AVERAGE CORRECTION FACTORS FOR STATIC PRODUCTS ACCORDING TO EN442 - 75/65/20°C

room temperature: 20°C — **Average N-value: 1.36**

TA \ TR	65	60	55	50	45	40	35	30	25
75	1.00	0.93	0.85	0.77	0.69	0.61	0.52	0.42	0.31
70	0.94	0.87	0.79	0.72	0.64	0.56	0.48	0.39	0.28
65		0.80	0.74	0.67	0.60	0.52	0.44	0.35	0.25
60			0.68	0.61	0.55	0.48	0.40	0.32	0.23
55				0.56	0.50	0.43	0.36	0.29	0.20
50					0.44	0.38	0.32	0.25	0.18
45						0.34	0.28	0.22	0.15
40							0.24	0.19	0.13
35								0.15	0.10
30									0.07

room temperature: 24°C — **Average N-value: 1.36**

TA \ TR	65	60	55	50	45	40	35	30	25
75	0.89	0.82	0.75	0.67	0.59	0.51	0.41	0.31	0.16
70	0.83	0.76	0.69	0.62	0.54	0.47	0.38	0.28	0.14
65		0.70	0.64	0.57	0.50	0.43	0.35	0.25	0.12
60			0.58	0.52	0.45	0.38	0.31	0.23	0.11
55				0.47	0.41	0.34	0.28	0.20	0.09
50					0.36	0.30	0.24	0.17	0.08
45						0.26	0.20	0.14	0.06
40							0.17	0.12	0.05
35								0.09	0.03
30									0.02

GUIDELINE FOR LIMITING FLOW NOISE

TUBE	outer Ø	Wall thick-ness	Max. water speed (EN10255)	water content per metre	max. water flow	Maximum power at ΔT (° C) (T supply - T return) ΔT 30	ΔT 20	ΔT 10	ΔT 5	ΔT 4	ΔT 3	ΔT 2
	mm	*mm*	*m/s*	*l*	*kg/h*	*Watts*	*Watts*	*Watts*	*Watts*	*Watts*	*Watts*	*Watts*
GALVANISED PIPE DIN 2440												
3/8 DN10 OD	17.2	2.35	0.40	0.12	173	6028	4019	2009	1005	804	603	402
1/2 DN15 OD	21.3	2.65	0.40	0.20	288	10046	6698	3349	1674	1340	1005	670
3/4 DN20 OD	26.9	2.65	0.42	0.37	559	19515	13010	6505	3253	2602	1952	1301
1 DN25 OD	33.7	3.25	0.49	0.58	1023	35690	23793	11897	5948	4759	3569	2379
1 1/4 DN32 OD	42.4	3.25	0.60	1.01	2182	76101	50734	25367	12684	10147	7610	5073
1 1/2 DN40 OD	48.3	3.25	0.66	1.37	3255	113549	75700	37850	18925	15140	11355	7570
2 DN50 OD	60.3	3.65	0.80	2.21	6365	222025	148017	74008	37004	29603	22203	14802
PRECISION METAL TUBE												
10/1	10	1.00	0.40	0.05	72	2512	1674	837	419	335	251	167
12/1	12	1.00	0.40	0.08	115	4019	2679	1340	670	536	402	268
14/1	14	1.00	0.40	0.11	158	5526	3684	1842	921	737	553	368
15/1	15	1.00	0.40	0.13	187	6530	4353	2177	1088	871	653	435
16/1	16	1.00	0.40	0.15	216	7535	5023	2512	1256	1005	753	502
18/1	18	1.00	0.40	0.20	288	10046	6698	3349	1674	1340	1005	670
22/1	22	1.00	0.40	0.31	446	15572	10381	5191	2595	2076	1557	1038
28/1	28	1.00	0.47	0.53	904	31522	21014	10507	5254	4203	3152	2101
RPE/ALU												
12/2	12	2.00	0.40	0.05	72	2512	1674	837	419	335	251	167
14/2	14	2.00	0.40	0.08	115	4019	2679	1340	670	536	402	268
16/1.5	16	1.50	0.40	0.13	187	6530	4353	2177	1088	871	653	435
16/2	16	2.00	0.40	0.11	158	5526	3684	1842	921	737	553	368
17/2	17	2.00	0.40	0.13	187	6530	4353	2177	1088	871	653	435
18/2	18	2.00	0.40	0.15	216	7535	5023	2512	1256	1005	753	502
20/2	20	2.00	0.40	0.20	288	10046	6698	3349	1674	1340	1005	670
26/3	26	3.00	0.40	0.31	446	15572	10381	5191	2595	2076	1557	1038
32/3	32	3.00	0.47	0.53	904	31522	21014	10507	5254	4203	3152	2101
40/3.5	40	3.50	0.56	0.86	1726	60220	40147	20073	10037	8029	6022	4015
50/4.25	50	4.25	0.66	1.35	3206	111824	74549	37275	18637	14910	11182	7455
63/5	63	5.00	0.80	2.21	6346	221359	147573	73786	36893	29515	22136	14757

PANEL PLUS VERTICAL

PRESSURE DROP

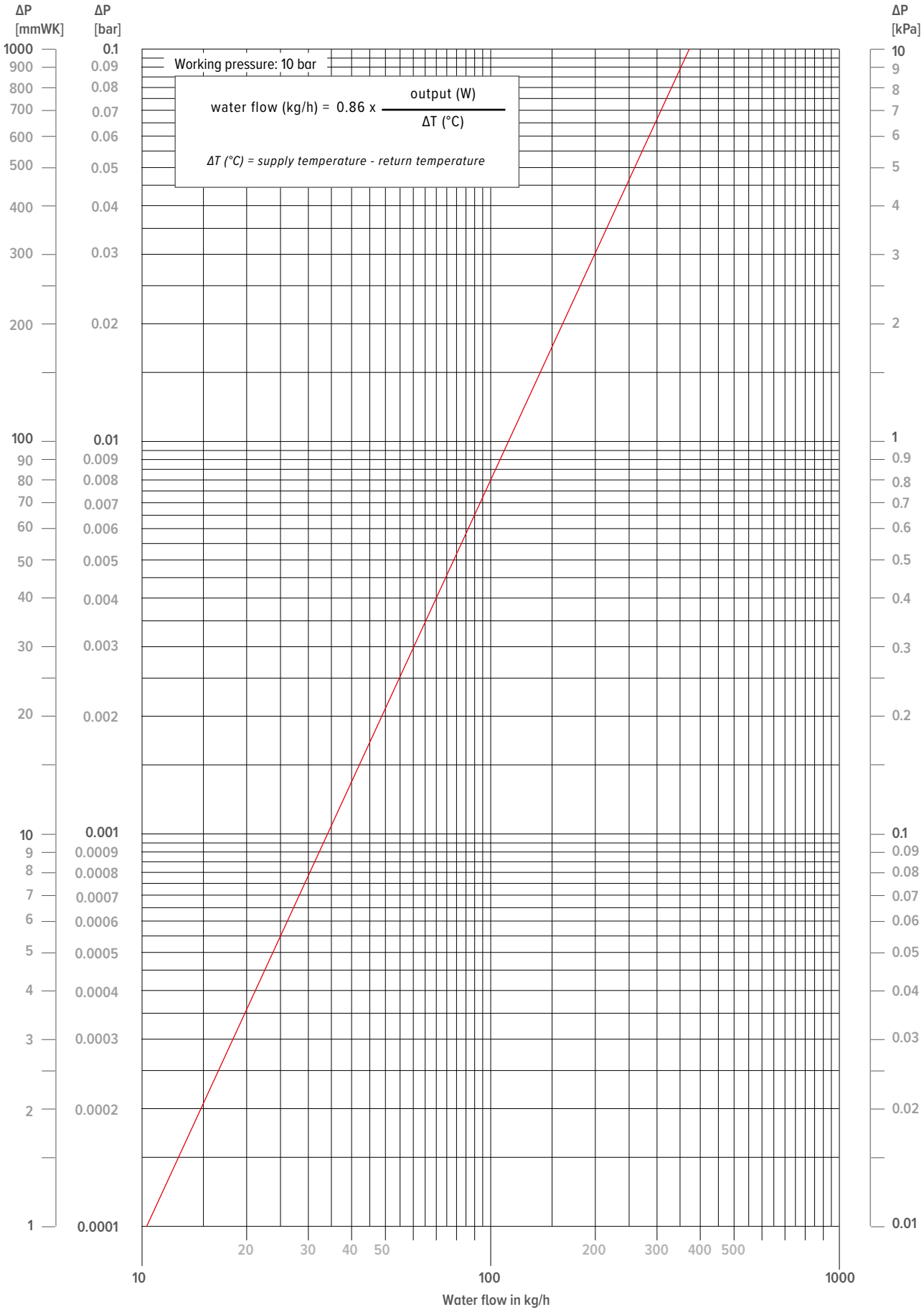

jaga CLIMATE DESIGNERS

JAGA INTERNATIONAL JAGA NV

In need of some advice? Make an appointment at the Jaga Advice Centre.

Verbindingslaan 16
3590 Diepenbeek

+32 (0) 11 29 41 12

export@jaga.be
jaga.com

10 02 2025 - JAGA N.V.