

# jaga

CLIMATE DESIGNERS


Heating



Light cooling



MINI CANAL HYBRID € 2024.EX



€.EX 01/2024

## MINI CANAL HYBRID

Same size, 3 times  
the heating output!

Condensing boilers, heat pumps and solar energy systems need far bigger heating elements because they operate at very low water temperatures that sometimes don't get above 35°C. For Mini Canal Hybrid it's not a problem, because it delivers 3 to 4 times more heat than a traditional natural trench heating output solution.

- High output at low water temperatures.
- For newbuild and renovation of commercial and public buildings.
- Connection for ventilation (option).
- Less space needed.
- A range of grilles for every interior.
- Low-H<sub>2</sub>O technology with super conductive and ultra fast heat exchanger for low energy consumption and maximum heat emission.
- **A 30 year guarantee** on the heat exchanger.

Mini Canal Hybrid is also suitable for non-condensing cooling in combination with any heat pump that has a cooling function. This mild form of cooling is very energy-efficient.

*Also suitable  
for light  
cooling*





MINI CANAL HYBRID



Mini Canal Hybrid  
H14 B34 L310  
🔴 55/45/20: 4238 Watts  
🔵 16/18/27: 446 Watts

# HEATING OR HEATING + LIGHT COOLING: THE IDEAL HEAT PUMP HEATER

## HIGH OUTPUT WITH ALL WATER TEMPERATURES, HOT AND COLD

New, environmentally-friendly installations require much better thermal units. This ensures a comfortable temperature at a low water temperature and a refreshing coolness with non-condensing cooling. Jaga Hybrid heating units are equipped with the brand new DBH system, DB stands for Dynamic Boost, to considerably increase the power of the heater. The H of Hybrid stands for the dual effect: heating and cooling.

- With Strada Hybrid you are choosing a complete climate solution for your home that is optimally controlled in order to guarantee the highest comfort level and minimal energy consumption perfectly controlled heating at the lowest water temperature thanks to the hybrid system's reaction speed
- By default, suitable for energy-efficient non-condensing cooling in combination with any heat pump.

## MOST RESPONSIVE OUTPUT SYSTEM CRUCIAL FOR HEATING AND COOLING DOWN

### Heating

Is the oven or the dishwasher on? Is sunlight entering the room? Your home is a dynamic given with constantly changing temperature conditions and comfort requirements. As soon as the room thermostat or the control system wants to make an adjustment, the Mini Canal Hybrid will very quickly provide the desired room temperature.

### Jaga Light cooling

The reaction capacity is also crucial for non-condensing cooling. In order to prevent moisture problems, central condensation monitoring must be provided. This can only work efficiently with a very fast-acting delivery system, which immediately adjusts the cooling system in case of a sudden rise in humidity.

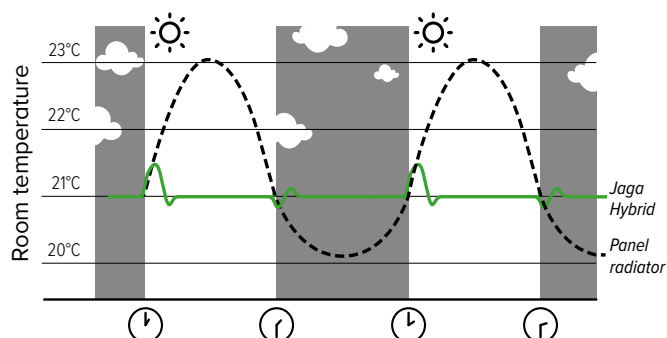
**More than ever, the responsiveness determines your energy consumption and your comfort.**

## MULTIFUNCTIONAL INTELLIGENCE

### Operation

Manual switching between heating and cooling. The user manually selects the desired mode via the control panel. With every heating or cooling demand, the activator is controlled automatically as soon as the correct water temperature is detected. Depending on the room where the heating unit is located, you can set 3 different fan speeds: whisper-quiet bedroom mode max 26 dB(A) on setting 1, comfort mode for living areas max 30 dB(A) or the maximum setting.

## COMPARISON OF THE REACTION TIME IN CASE OF TEMPERATURE CHANGES



## GRILLE CODES

### Designo rigid aluminium grilles



<b>DNA</b> natural coloured	<b>DBL</b> black	<b>DDB</b> dark brown	<b>DBR</b> brass coloured	<b>DNC/XXX (colour)</b> lacquered
--------------------------------	---------------------	--------------------------	------------------------------	--------------------------------------

### Rigid aluminium grilles



<b>SNA</b> natural coloured	<b>SBL</b> black	<b>SDB</b> dark brown	<b>SBR</b> brass coloured	<b>SNC/XXX (colour)</b> lacquered
--------------------------------	---------------------	--------------------------	------------------------------	--------------------------------------

### Roll-up aluminium grilles



<b>RNA</b> natural coloured	<b>RBL</b> black	<b>RDB</b> dark brown	<b>RBR</b> brass coloured	<b>RSS</b> stainless steel
--------------------------------	---------------------	--------------------------	------------------------------	-------------------------------

### Designo roll-up wooden grilles



<b>DMN</b> merbau <b>DMV</b> varnished	<b>DON</b> oak <b>DOV</b> varnished	<b>DBN</b> beech <b>DBV</b> varnished
---	--	--

### Roll-up wooden grilles



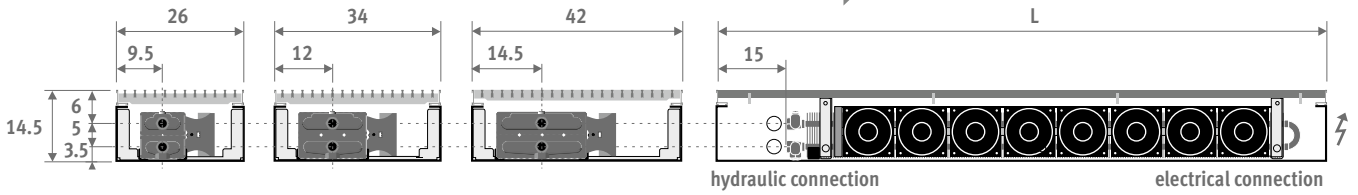
<b>RMN</b> merbau <b>RMV</b> varnished	<b>RON</b> oak <b>ROV</b> varnished	<b>RBN</b> beech <b>RBV</b> varnished
---	--	--

Our grilles and frames are available in all colours, with the exception of Sandblast grey 001. In case of intensive use (placement in circulation areas, for example in front of sliding windows and doors), wear is, of course, inevitable.

# MINI CANAL HYBRID - SUMMARY

Building in-opening: height  $H + 1$  cm, length  $L$  and width  $B + 0.5$  cm!

## PRODUCT SUMMARY



## COMPOSITION

### Grille

a wide range of design types and colours in anodized aluminium, various wood finishes and stainless steel

### Connection options

230 V/12 V

### Pre-configured and assembled Jaga Dynamic Product Controller

Control with touch operation (indication by LED's) and sensor for water temperature. Power supply 12 VDC

### Pre-mounted DBE units

### Low-H<sub>2</sub>O heat exchanger

made of copper and aluminium, made "invisible" by a dark grey lacquer (RAL 7024)

### Mini duct

from Sendzimir galvanized and dark grey lacquered steel plate; thickness 1 mm, with connection holes on all sides

### Fixing straps

number depending on the length

**Easy height adjustment** for uneven floors (option). Provided with acoustic decoupling.

**Frame (MDCL)**  
in anodized aluminium, colour to match the grille.



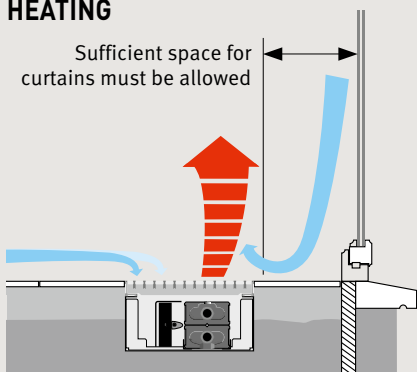
**Cover frame (MDCZ)**  
in anodized aluminium, colour to match the grille

**Pre-perforated system**  
for connections

**Seals** for the connection holes, made of black synthetic material

## OPERATING PRINCIPLE HEATING

Sufficient space for curtains must be allowed



## EVEN COMFORT TEMPERATURE

The downward cold air flow associated with glazed façades often causes discomfort. Mini Canal ensures a warm air curtain: the cold air layer from the glass and the cooler return air on the floor are drawn in, heated and mixed with the warmer upper air so a balanced and even comfort temperature is achieved.

⚠ Heat exchanger always on the window side!



# MINI CANAL HYBRID - COMPOSITION

## ORDERING CODE

### WITH FRAME (L-PROFILE)

code	height	length	width	grille
MDCL .	014	110	26	/XXX
<i>fill in grille code</i>				

### WITH COVER FRAME (Z-PROFILE)

code	height	length	width	grille
MDCZ .	014	110	26	/XXX
<i>fill in grille code</i>				

Mini Canal is also available with a cover frame. The cover frame facilitates a perfect finish with renovations or wooden floors.

NEW

## DELIVERY

Pre-assembled, dark grey

lacquered Mini Canal Hybrid with:

- Low-H<sub>2</sub>O heat exchanger
- Pre-mounted Jaga Dynamic Product Controller (JDPC)
- grille and mounted L-profile or Z-profile frame
- fixing straps
- air vent(s) 1/8" and drain plug(s) 1/2"
- DBE units according to length, with protection grille
- 12 VDC control with water temperature sensor
- clamp connector for 12 VDC, directly on the control board

## INSTALLATION

The Mini Canal Hybrid is completely mounted and ready for use. Suitable for installation onto rough concrete subfloors, in floating or suspended floors, or even into existing trenches. Optional 'Z' profile cover frame for mounting on the finished floor. If this isn't possible, the cover frame can be detached and be replaced when desired.

The cover frame allows the seam between the floor and the trench to be covered.

### Installation

- Simple installation, with no on site assembly or joining of finned tubes.
- Position level on the finished floor using fixing straps or optional height control adjusters.
- Insert the pipework and close the opening .
- If necessary, provide an extra pipe for the thermostat head with remote control.
- Test the pressure of the installation.
- Finish the floor.

## HYDRAULIC CONNECTION

- The heat exchanger has to be connected at the left side of the duct. This can be done in several ways:
- to the central control system, temperature regulators via room thermostat or BMS (no valve in the duct).
- with manual valve in the duct.
- with thermostatic valve in the duct: in this case it is best to provide a head with remote control outside the duct. Control is simple and the thermostat will provide better measurement of the ambient temperature.

## OPERATING PRINCIPLE STANDARD ASSEMBLED JAGA DYNAMIC PRODUCT CONTROLLER (JDPC)

Multifunctional controller for dynamic heating and cooling devices, pre-configured and assembled inside the device.

- indication of operating mode by LED's
  - control with touch operation and sensor for water temperature, pre-configured and assembled by Jaga
  - power supply 12 VDC
  - ventilator settings:
    - o Standby
    - o heating: 3 speeds (operates at water temperature >28°C, can easily be modified)
    - o Cooling: 3 speeds (Operates at water temperature < 18°C, can easily be modified)
  - 0-10 V input for building management system/thermostats / DPC.MD61
- For more information contact Jaga  
 ☎ +32 11 29 41 12 - ✉ [export@jaga.be](mailto:export@jaga.be)  
 or your local dealer.

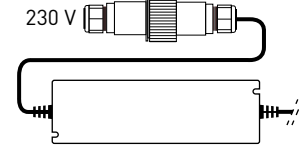


## ELECTRIC CONNECTION

Connection always at the right side of de duct

### Option VAC:

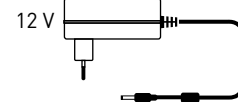
for connection to 230 VAC with waterproof power and cable gland in the duct. Fill up ordering code with /VAC



CODE	€/piece
MDCL.HHH LLL BB/XXX/VAC	108

### Option VDC:

Plug-in wall power supply 230 VAC/12VDC. Fill up ordering code with /VDC



CODE	€/piece
MDCL.HHH LLL BB/XXX/VDC	42

## CONNECTION SETS HEATING

### With remote control



CODE 2-PIPE	€
set 272	

COMC.JV2.RD.4...	171
<i>fill in sleeve coupling code</i>	

Precision metal tube 14/1	114
Precision metal tube 15/1	115
Precision metal tube 16/1	116
RPE/ALU tube 16/2	616

### Other thermostatic heads and sleeve couplings

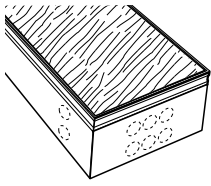
see chapter "Connection sets and valves Low-H<sub>2</sub>O" for all connection options and technical information.

## CONNECTION SETS HEATING / COOLING

use set 272 with manual head (MA)

# OPTIONS - MINI CANAL HYBRID

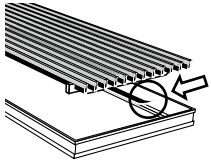
## COVER PLATE



In fibreboard, thickness 22 mm. Protects the duct against contamination and damage during construction works.

	code	length	width
<b>ORDERING CODE</b>	<b>7691.000</b>	<b>110</b>	<b>026</b>
<b>L</b>	<b>B 026</b>	<b>034</b>	<b>042</b>
110	27	31	33
130	29	33	35
150	31	35	38
170	32	37	40
190	33	38	43
210	35	42	45
230	37	43	47
250	38	45	49
270	40	47	52
290	42	48	54
310	43	50	57

## CONTACT STRIP

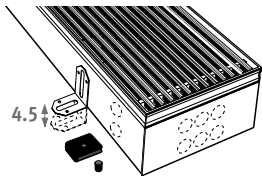


For aluminium and wood grilles (not for stainless steel). Black adhesive rubber strip, thickness 0.5 mm. To avoid contact noises. Order the number of

rolls required according to the circumference of the frame:  $(B + L) \times 2$ .

CODE		€
7690.02	Roll 6 metre	57

## HEIGHT CONTROL

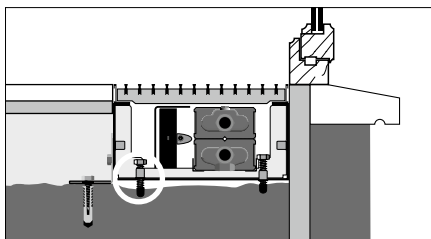


Simple height control for uneven subfloors. Provided with acoustic decoupling.

CODE		€/set
7690.01	height control 0 - 4.5 cm	10,00
7690.04	height control 4.5 - 10 cm	20


Recommended numbers for length:

1 set =	110 cm	2 kits
	130 > 190 cm	3 kits
	210 cm	4 kits
	230 > 310 cm	5 kits



The height control option is always provided with extra adjusting screws in order to install the duct flat against the window frame.

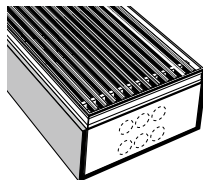
## BASE INSULATION



In dark grey extruded EPDM, thickness 5 mm. Also to avoid transfer of noise when used on upper storeys. (Not available separately!)

	code	length	width
<b>ORDERING CODE</b>	<b>7692.000</b>	<b>110</b>	<b>026</b>
<b>L</b>	<b>B 026</b>	<b>034</b>	<b>042</b>
110	18	18	19
130	19	19	20
150	20	21	22
170	21	22	25
190	21	25	26
210	23	25	26
230	25	26	28
250	26	27	29
270	26	28	31
290	27	29	32
310	28	31	33

## 3-SIDED INSULATION

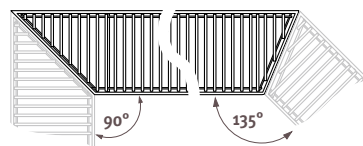
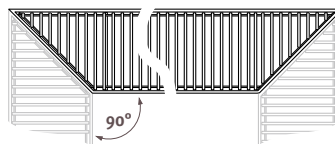


In dark grey extruded EPDM, thickness 5 mm. (Not available separately!)

	code	height	length	width
<b>ORDERING CODE</b>	<b>7693.014</b>	<b>110</b>	<b>026</b>	
<b>H</b>	<b>L</b>	<b>B 026</b>	<b>034</b>	<b>042</b>
014	110	47	47	48
	130	48	49	50
	150	52	52	53
	170	54	54	56
	190	56	57	60
	210	59	61	62
	230	61	64	66
	250	64	67	68
	270	67	70	71
	290	70	74	75
	310	74	76	78

## CORNERS 135° OR 90°

For wooden and aluminium grilles.



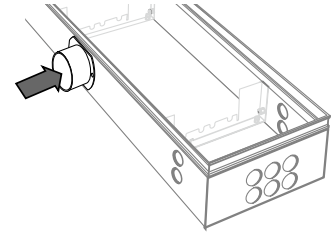
To order corner elements, please contact Jaga at: [export@jaga.be](mailto:export@jaga.be). Ducts and grilles delivered with mitre joints +connecting pieces for invisible mounting.

## DIFFERENT HEIGHT, WIDTH OR LENGTH

Contact Jaga.

## AIR REFRESHMENT

### Mounted spigot connector for air supply channel



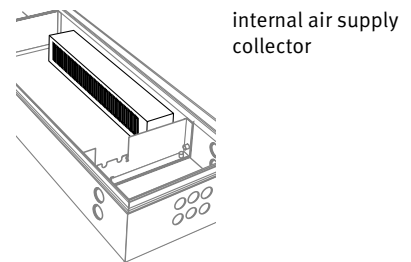
CODE		€
/V1	1 spigot connection ø 80 mm	146
/V2	2 spigot connections ø 80 mm	217

Add /V1 or /V2 to the Mini Canal code.

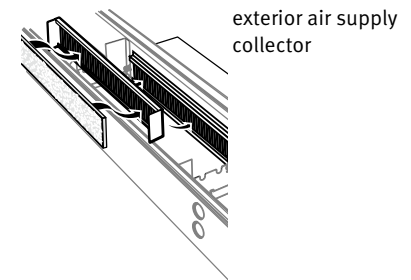
Example: MDCL. 014 110 26 /XXX /V1

### Other systems

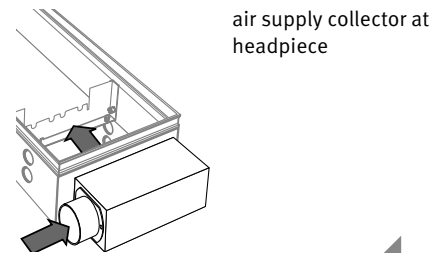
#### Air refreshment system 2



#### Air refreshment system 3



#### Air refreshment system 4



For more information see: [www.jaga.com](http://www.jaga.com)

# MINI CANAL HYBRID - B 026

DIMENSIONS			POSITION	HEATING ROOM TEMPERATURE 20 °C				COOLING (Non-condensing) ROOM TEMPERATURE 27 °C	SOUND PRESSURE*	AIR FLOW	ELECTRIC POWER CON-SUMPTION	ORDER CODE
H	L	B		75/65	55/45	45/35	35/30	16/18				
cm	cm	cm		Watts	Watts	Watts	Watts	Watts	dB(A)	m³/h	Watts	
014	110	26	0	285	141	80	43	---	0.0	---	0.0	MDCL. 014 110 26 /XXX
			1	1409	788	492	293	92	26.0	166	8.4	
			2	1505	841	526	313	97	30.0	190	9.4	
			3	1568	877	548	326	97	35.7	230	11.0	
130	26	26	0	359	178	101	54	---	0.0	---	0.0	MDCL. 014 130 26 /XXX
			1	1810	1012	633	376	120	26.0	212	10.8	
			2	1949	1090	681	405	128	30.0	242	12.0	
			3	2068	1156	723	430	129	37.0	306	14.7	
150	26	26	0	430	213	120	64	---	0.0	---	0.0	MDCL. 014 150 26 /XXX
			1	2198	1229	768	457	147	26.0	257	13.2	
			2	2379	1330	832	494	158	30.0	293	14.6	
			3	2567	1435	897	533	161	38.0	383	18.3	
170	26	26	0	503	249	141	75	---	0.0	---	0.0	MDCL. 014 170 26 /XXX
			1	2577	1441	901	536	173	26.0	301	15.5	
			2	2802	1567	979	582	188	30.0	343	17.2	
			3	3067	1715	1072	637	193	38.8	460	22.0	
190	26	26	0	587	290	164	88	---	0.0	---	0.0	MDCL. 014 190 26 /XXX
			1	2960	1655	1035	615	199	26.0	343	17.8	
			2	3228	1805	1128	671	217	30.0	391	19.7	
			3	3578	2000	1251	744	225	39.4	536	25.7	
210	26	26	0	644	319	180	96	---	0.0	---	0.0	MDCL. 014 210 26 /XXX
			1	3017	1687	1055	627	119	26.0	343	17.8	
			2	3285	1837	1148	683	217	30.0	391	19.7	
			3	3636	2033	1271	756	225	39.4	536	25.7	
230	26	26	0	717	355	201	107	---	0.0	---	0.0	MDCL. 014 230 26 /XXX
			1	3345	1870	1169	695	224	26.0	385	20.0	
			2	3658	2045	1279	760	245	30.0	438	22.2	
			3	4100	2292	1433	852	258	40.0	613	29.3	
250	26	26	0	788	390	221	118	---	0.0	---	0.0	MDCL. 014 250 26 /XXX
			1	3738	2090	1307	777	249	26.0	426	22.2	
			2	4095	2289	1431	851	273	30.0	485	24.6	
			3	4634	2591	1620	963	290	40.5	689	33.0	
270	26	26	0	860	425	241	128	---	0.0	---	0.0	MDCL. 014 270 26 /XXX
			1	4089	2286	1429	850	273	26.0	467	24.4	
			2	4491	2511	1570	933	300	30.0	531	27.0	
			3	5134	2870	1795	1067	322	41.0	766	36.7	
290	26	26	0	931	460	261	139	---	0.0	---	0.0	MDCL. 014 290 26 /XXX
			1	4434	2479	1550	921	297	26.0	506	26.5	
			2	4881	2729	1706	1014	328	30.0	576	29.4	
			3	5556	3106	1942	1155	362	38.1	757	36.8	
310	26	26	0	1006	498	282	150	---	0.0	---	0.0	MDCL. 014 310 26 /XXX
			1	4779	2672	1670	993	320	26.0	546	28.7	
			2	5272	2947	1843	1096	355	30.0	621	31.8	
			3	5800	3243	2027	1205	386	35.0	733	36.4	

Output measured in accordance with EN 16430

\* Noise measurement according to ISO 3741:2010, 2 m from the device and with an assumed room attenuation of 8 dB(A) / room volume 100 m³ / reverberation time 0.5 sec.

fill in grille code



# B 026 - MINI CANAL HYBRID

DIMENSIONS			DMN / DBN	RMN / RMV	RBN / RBV	DMV / DOV / DON	RBR / RNA	RON / ROV	DNA / DBR	DBL / DDB	RBL / RDB / DBV	SNA	SBL / SDB / SBR	RSS	SNC/XXX	DNC/XXX
H	L	B	€	€	€	€	€	€	€	€	€	€	€	€	€	€
cm	cm	cm														
014	110	26	968	875	895	1033	953	953	995	1006	1006	951	983	1487	992	1052
130	26		1056	945	968	1133	1040	1040	1087	1103	1103	1035	1074	1668	1083	1154
150	26		1240	1112	1139	1328	1221	1221	1276	1293	1293	1218	1263	1948	1272	1354
170	26		1466	1320	1352	1567	1444	1444	1507	1526	1526	1440	1489	2268	1500	1595
190	26		1538	1376	1409	1652	1516	1516	1584	1607	1607	1511	1566	2437	1579	1682
210	26		1739	1560	1599	1863	1714	1714	1790	1815	1815	1706	1770	2734	1783	1899
230	26		1836	1640	1682	1975	1808	1808	1894	1919	1919	1802	1870	2926	1885	2011
250	26		2025	1813	1858	2177	1994	1994	2087	2114	2114	1988	2062	3211	2078	2216
270	26		2101	1870	1919	2263	2067	2067	2168	2197	2197	2058	2139	3381	2158	2305
290	26		2313	2065	2115	2486	2275	2275	2383	2417	2417	2267	2354	3688	2375	2532
310	26		2500	2236	2291	2686	2461	2461	2579	2609	2609	2453	2544	3971	2564	2735

# MINI CANAL HYBRID - B 034

DIMENSIONS			POSITION	HEATING ROOM TEMPERATURE 20 °C				COOLING (Non-condensing) ROOM TEMPERATURE 27 °C	SOUND PRESSURE*	AIR FLOW	ELECTRIC POWER CON-SUMPTION	ORDER CODE
H	L	B		75/65	55/45	45/35	35/30	16/18				
cm	cm	cm		Watts	Watts	Watts	Watts	Watts	dB(A)	m³/h	Watts	
014	110	34	0	376	186	105	56	---	0.0	---	0.0	MDCL. 014 110 34 /XXX
			1	1821	1030	650	390	104	26.0	166	8.4	
			2	1944	1099	694	417	113	30.0	190	9.4	
			3	1990	1125	710	426	113	35.7	230	11.0	
	130	34	0	473	234	132	71	---	0.0	---	0.0	MDCL. 014 130 34 /XXX
			1	2336	1321	833	501	133	26.0	212	10.8	
			2	2519	1425	899	540	148	30.0	242	12.0	
			3	2624	1484	936	562	151	37.0	306	14.7	
	150	34	0	566	280	159	85	---	0.0	---	0.0	MDCL. 014 150 34 /XXX
			1	2831	1601	1010	607	161	26.0	257	13.2	
			2	3076	1739	1097	659	181	30.0	293	14.6	
			3	3256	1841	1162	698	189	38.0	383	18.3	
170	34	0	663	328	186	99	---	0.0	---	0.0	MDCL. 014 170 34 /XXX	
		1	3315	1875	1183	711	188	26.0	301	15.5		
		2	3622	2048	1292	776	213	30.0	343	17.2		
		3	3890	2200	1388	834	226	38.8	460	22.0		
190	34	0	773	382	217	115	---	0.0	---	0.0	MDCL. 014 190 34 /XXX	
		1	3801	2150	1356	815	214	26.0	343	17.8		
		2	4171	2359	1488	894	245	30.0	391	19.7		
		3	4539	2566	1619	973	264	39.4	536	25.7		
210	34	0	849	420	238	127	---	0.0	---	0.0	MDCL. 014 210 34 /XXX	
		1	3877	2192	1383	831	214	26.0	343	17.8		
		2	4247	2401	1515	910	245	30.0	391	19.7		
		3	4614	2609	1646	989	264	39.4	536	25.7		
230	34	0	945	467	265	141	---	0.0	---	0.0	MDCL. 014 230 34 /XXX	
		1	4338	2453	1548	930	238	26.0	385	20.0		
		2	4772	2698	1703	1023	275	30.0	438	22.2		
		3	5248	2968	1872	1125	302	40.0	613	29.3		
250	34	0	1039	514	291	155	---	0.0	---	0.0	MDCL. 014 250 34 /XXX	
		1	4789	2708	1709	1026	262	26.0	426	22.2		
		2	5287	2990	1886	1133	305	30.0	485	24.6		
		3	5880	3325	2098	1260	339	40.5	689	33.0		
270	34	0	1133	560	317	169	---	0.0	---	0.0	MDCL. 014 270 34 /XXX	
		1	5230	2958	1866	1121	285	26.0	467	24.4		
		2	5794	3276	2067	1242	334	30.0	531	27.0		
		3	6511	3682	2323	1395	377	41.0	766	36.7		
290	34	0	1227	607	344	183	---	0.0	---	0.0	MDCL. 014 290 34 /XXX	
		1	5665	3204	2021	1214	308	26.0	506	26.5		
		2	6295	3560	2246	1349	362	30.0	576	29.4		
		3	7138	4037	2547	1530	424	38.1	757	36.8		
310	34	0	1325	656	371	198	---	0.0	---	0.0	MDCL. 014 310 34 /XXX	
		1	6097	3448	2175	1307	330	26.0	546	28.7		
		2	6793	3841	2424	1456	390	30.0	621	31.8		
		3	7495	4238	2674	1606	446	35.0	733	36.4		

Output measured in accordance with EN 16430

\* Noise measurement according to ISO 3741:2010, 2 m from the device and with an assumed room attenuation of 8 dB(A) / room volume 100 m³ / reverberation time 0.5 sec.

fill in grille code

# B 034 ■ MINI CANAL HYBRID

DIMENSIONS			DMN / DBN	RMN / RMV	RBN / RBV	DMV / DOV / DON	RBR / RNA	RON / ROV	DNA / DBR	DBL / DDB	RBL / RDB / DBV	SNA	SBL / SDB / SBR	RSS	SNC/XXX	DNC/XXX
H	L	B	€	€	€	€	€	€	€	€	€	€	€	€	€	€
cm	cm	cm														
014	110	34	1049	943	968	1142	1047	1047	1128	1142	1142	1054	1097	1716	1104	1202
130	34		1154	1026	1056	1263	1150	1150	1244	1264	1264	1156	1206	1941	1216	1333
150	34		1352	1205	1239	1477	1347	1347	1456	1478	1478	1355	1412	2261	1424	1560
170	34		1601	1435	1473	1743	1596	1596	1719	1743	1743	1603	1670	2633	1682	1836
190	34		1689	1501	1544	1849	1683	1683	1822	1850	1850	1693	1768	2842	1780	1953
210	34		1931	1726	1774	2107	1925	1925	2079	2109	2109	1936	2019	3209	2034	2223
230	34		2057	1832	1883	2249	2051	2051	2219	2253	2253	2062	2153	3456	2168	2378
250	34		2263	2019	2074	2473	2257	2257	2438	2474	2474	2266	2366	3783	2382	2609
270	34		2354	2090	2151	2582	2347	2347	2544	2583	2583	2358	2466	3996	2485	2729
...																
290	34		2582	2298	2362	2827	2574	2574	2786	2828	2828	2586	2703	4346	2722	2986
310	34		2786	2482	2551	3045	2776	2776	3004	3048	3048	2790	2914	4671	2935	3217

# MINI CANAL HYBRID - B 042

DIMENSIONS			POSITION	HEATING ROOM TEMPERATURE 20°C				COOLING (Non-condensing) ROOM TEMPERATURE 27°C	SOUND PRESSURE*	AIR FLOW	ELECTRIC POWER CON- SUMPTION	ORDER CODE
H	L	B		75/65	55/45	45/35	35/30					
cm	cm	cm		Watts	Watts	Watts	Watts	Watts	dB(A)	m³/h	Watts	
014	110	42	0	466	231	131	70	---	0.0	---	0.0	MDCL. 014 110 42 /XXX
			1	2141	1213	766	461	89	26.0	166	8.4	
			2	2279	1291	815	490	96	30.0	190	9.4	
			3	2332	1320	834	502	96	35.7	230	11.0	
130	42	42	0	586	290	164	87	---	0.0	---	0.0	MDCL. 014 130 42 /XXX
			1	2749	1557	984	592	115	26.0	212	10.8	
			2	2953	1673	1057	636	126	30.0	242	12.0	
			3	3072	1740	1099	661	128	37.0	306	14.7	
150	42	42	0	702	347	197	105	---	0.0	---	0.0	MDCL. 014 150 42 /XXX
			1	3334	1888	1193	718	140	26.0	257	13.2	
			2	3607	2043	1290	776	155	30.0	293	14.6	
			3	3810	2158	1363	820	160	38.0	383	18.3	
170	42	42	0	821	406	230	123	---	0.0	---	0.0	MDCL. 014 170 42 /XXX
			1	3908	2213	1398	841	164	26.0	301	15.5	
			2	4249	2407	1520	914	183	30.0	343	17.2	
			3	4552	2578	1629	980	192	38.8	460	22.0	
190	42	42	0	958	474	268	143	---	0.0	---	0.0	MDCL. 014 190 42 /XXX
			1	4485	2540	1605	965	164	26.0	343	17.8	
			2	4897	2773	1752	1054	183	30.0	391	19.7	
			3	5310	3008	1900	1143	192	39.4	536	25.7	
210	42	42	0	1052	520	295	157	---	0.0	---	0.0	MDCL. 014 210 42 /XXX
			1	4579	2593	1638	985	187	26.0	343	17.8	
			2	4990	2826	1786	1074	210	30.0	391	19.7	
			3	5404	3061	1934	1163	224	39.4	536	25.7	
230	42	42	0	1171	579	328	175	---	0.0	---	0.0	MDCL. 014 230 42 /XXX
			1	5126	2903	1834	1103	210	26.0	385	20.0	
			2	5609	3177	2007	1207	237	30.0	438	22.2	
			3	6144	3480	2198	1322	256	40.0	613	29.3	
250	42	42	0	1287	637	361	192	---	0.0	---	0.0	MDCL. 014 250 42 /XXX
			1	5662	3207	2026	1219	231	26.0	426	22.2	
			2	6217	3521	2224	1338	263	30.0	485	24.6	
			3	6883	3898	2463	1481	288	40.5	689	33.0	
270	42	42	0	1404	694	393	210	---	0.0	---	0.0	MDCL. 014 270 42 /XXX
			1	6188	3505	2214	1332	253	26.0	467	24.4	
			2	6816	3860	2439	1467	288	30.0	531	27.0	
			3	7622	4317	2727	1640	321	41.0	766	36.7	
290	42	42	0	1520	752	426	227	---	0.0	---	0.0	MDCL. 014 290 42 /XXX
			1	6706	3798	2399	1443	273	26.0	506	26.5	
			2	7407	4195	2650	1594	313	30.0	576	29.4	
			3	8350	4729	2988	1797	359	38.1	757	36.8	
310	42	42	0	1642	812	460	245	---	0.0	---	0.0	MDCL. 014 310 42 /XXX
			1	7222	4090	2584	1554	294	26.0	546	28.7	
			2	7997	4529	2861	1721	338	30.0	621	31.8	
			3	8779	4972	3141	1889	380	35.0	733	36.4	

Output measured in accordance with EN 16430

\* Noise measurement according to ISO 3741:2010, 2 m from the device and with an assumed room attenuation of 8 dB(A) / room volume 100 m³ / reverberation time 0.5 sec.

fill in grille code

# B 042 - MINI CANAL HYBRID

DIMENSIONS			DMN / DBN	RMN / RMV	RBN / RBV	DMV / DOV / DON	RBR / RNA	RON / ROV	DNA / DBR	DBL / DDB	RBL / RDB / DBV	SNA	SBL / SDB / SBR	RSS	SNC/XXX	DNC/XXX
H	L	B	€	€	€	€	€	€	€	€	€	€	€	€	€	€
cm	cm	cm														
014	110	42	1136	1017	1044	1253	1142	1142	1213	1229	1229	1157	1213	2045	1220	1293
130	42		1251	1109	1142	1394	1263	1263	1344	1363	1363	1276	1343	2328	1353	1440
150	42		1492	1327	1365	1654	1501	1501	1598	1621	1621	1520	1596	2736	1608	1706
170	42		1765	1579	1623	1947	1776	1776	1884	1910	1910	1798	1883	3177	1897	2011
190	42		1868	1660	1708	2075	1882	1882	2001	2032	2032	1906	2000	3448	2016	2142
210	42		2101	1870	1925	2327	2114	2114	2247	2283	2283	2141	2245	3848	2263	2404
230	42		2253	2000	2058	2501	2267	2267	2415	2450	2450	2297	2413	4166	2429	2584
250	42		2474	2200	2264	2745	2490	2490	2648	2688	2688	2520	2647	4555	2667	2835
270	42		2582	2286	2354	2875	2600	2600	2770	2814	2814	2634	2769	4830	2790	2972
290	42		2827	2508	2583	3139	2845	2845	3028	3076	3076	2882	3026	5240	3050	3244
310	42		3046	2705	2786	3381	3066	3066	3263	3312	3312	3105	3262	5629	3286	3495





**jaga**  
CLIMATE  
DESIGNERS

Jaga International  
Verbindingslaan 16  
B-3590 Diepenbeek

Tel.: +32 (0)11 29 41 12  
Fax: +32 (0)11 29 41 60  
export@jaga.com

The information in this price list is correct at the time of printing.  
Jaga reserves the right to change product specification at any time in line  
with our policy of continuous improvement and innovation.  
All prices in Euro, exclude VAT. Prices valid from January 1, 2024.  
Replaces all existing price lists.