


jaga

CLIMATE DESIGNERS

Heating 

MICRO CANAL € 2024.EX



jaga

CLIMATE DESIGNERS

MICRO CANAL

Maximum warmth, minimum dimensions

The latest Jaga trench heating solution is only 6 cm high and 13 cm wide. With small, but powerful dynamic Low-H₂O heat exchangers and super-quiet fans that are no wider than a thermostatic radiator valve, it creates immense power. Micro Canal combines minimalist aesthetics and architectural freedom with a power that breaks all temperature records! Micro Canal integrates harmoniously with any interior. This provides every architect, designer or engineer the greatest possible design freedom on any project without making any compromises for the heating system.

By making use of the latest EC-motors, the Clima Canal units use 50 % less electrical energy. Moreover, these EC-motors can be controlled through the latest home automation systems via their 0-10 VDC speed control.





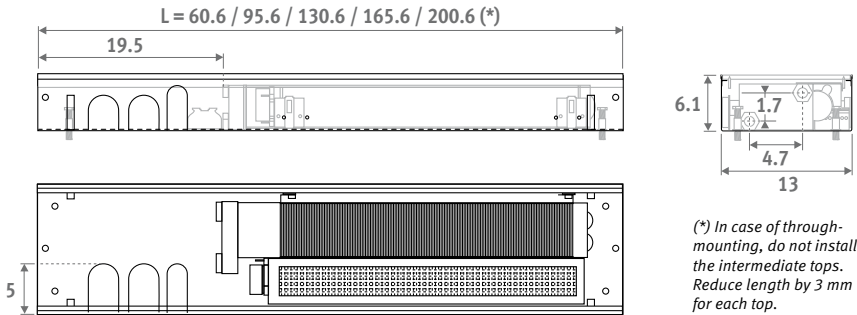
MICRO CANAL

MICRO CANAL

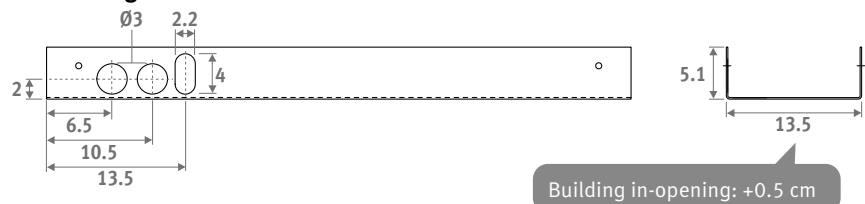


DIMENSIONS (in cm)

Inner casing



Outer casing



ORDERING CODE

code	height	length	width	grille
MIRF .	006	060	14	./SSS
<i>fill in grille code</i>				

STANDARD DELIVERY

- stainless steel grille
- outer casing with anchorage elements
- polyethylene-protective mounting block(s) and three connection holes on the left hand side
- pre-assembled internal duct with stainless steel grille support
- tangential activator(s) 24 VDC and integrated stainless steel filter
- dynamic heat exchanger with flexible 1/2" stainless steel connectors, length 15 cm
- height adjustment with fine adjustment for alignment with the finished floor.

With energy efficient EC motor

HYDRAULIC CONNECTION


- one-sided 2-pipe connection on the left
- always install Micro Canal with the heat exchanger on the window or wall side
- 2 x 1/2" stainless steel hose included
- allow extra space for curtains, in between the window and the Micro Canal.
- The heat exchanger must always be kept accessible for maintenance purposes
- if the appliance is not mounted flat on the floor, the space between the bottom of the appliance and the floor should be filled with a stable filler material.

ELECTRIC CONNECTION

- 24 VDC clamp connector for electrical connection on the left, to be connected to an external power supply
- speedcontrol activator(s) 0-10 V

COMPOSITION

1. Protective mounting block (s) in polyethylene
2. Stainless steel grille, natural coloured or lacquered
3. Cover plate
4. Electrical connection (24VDC/0-10V)
5. Stainless steel flexible connections 1/2", 15 cm long
6. Thermal Activator(s) (tangential mini activator)
7. Heat exchanger
8. Inner casing with stainless steel grille support
9. End cap
10. Outer casing
11. Default supplied anchoring hooks



MICRO CANAL

DIMENSIONS			CONTROL VOLTAGE	HEATING				SOUND PRESSURE*	POWER CONSUMPTION	PRICE		ORDERING CODE
H	L	B		Watt 75/65	Watt 55/45	Watt 45/35	Watt 35/30	dB(A)	Watt	€ /SSS	€ /SSC/XXX	
006	060	14	2	60	36	23	15	13.8	0.51	853	937	MIRF.006 060 14 /XXX
			4	157	94	62	39	14.9	0.75			
			6	316	188	124	78	18.8	1.17			
			8	421	251	165	104	31.6	1.79			
			10	495	295	194	122	39.2	2.67			
095	14	14	2	129	77	51	32	14.3	0.52	1247	1374	MIRF.006 095 14 /XXX
			4	340	203	134	84	17.4	0.87			
			6	684	408	269	169	25.5	1.53			
			8	912	544	358	225	36.1	2.46			
			10	1072	639	421	265	42.5	3.84			
130	14	14	2	199	119	78	49	13.9	0.54	1667	1834	MIRF.006 130 14 /XXX
			4	523	312	206	129	15.2	0.95			
			6	1053	628	414	260	26.4	1.62			
			8	1403	836	551	347	37.2	2.65			
			10	1649	983	648	407	41.8	4.14			
165	14	14	2	269	160	106	66	17.3	1.04	2095	2303	MIRF.006 165 14 /XXX
			4	706	421	277	174	20.4	1.74			
			6	1422	847	559	351	28.5	3.06			
			8	1894	1129	744	468	39.1	4.92			
			10	2226	1327	875	550	45.5	7.68			
200	14	14	2	338	202	133	84	17.1	1.06	2507	2757	MIRF.006 200 14 /XXX
			4	889	530	349	220	19.4	1.82			
			6	1790	1067	704	442	29.0	3.15			
			8	2385	1422	937	589	39.7	5.11			
			10	2803	1671	1102	692	45.2	7.98			


fill in grille code

* With an assumed room attenuation of 8 dB(A) / content of the room 75 m³ / reverberation time 0.5 sec. / measured at 1 m height and 2 m from the appliance.

Correction factors & pressure drop: see "Technical info" chapter

SUPPLIED AS STANDARD

ASSEMBLY & PROTECTION BLOCK




Install the polyethylene protective block(s) as protection on the construction site.

HEIGHT CONTROL



Double height adjustment by means of the anchoring on the outer casing and by fine adjustment with the bolts in the inner housing (adjustable from 6.2 to 8 cm).

DESIGN GRILLES



Continuous design grille of stainless steel grilles.

FLEXIBLE CONNECTION



Stainless steel flexible hoses (15 to 25 cm), enabling the internal mechanism to be removed completely for easy cleaning.

OVERVIEW GRILLES

Stainless steel grilles



SSS
stainless steel

Stainless steel grilles lacquered



SSC/XXX
stainless steel lacquered

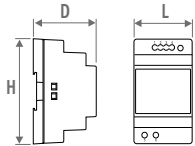
Our grilles are available in all colours, with the exception of Sandblast grey 001. In case of intensive use (placement in circulation areas, for example in front of sliding windows and doors), wear is, of course, inevitable.

MICRO CANAL - OPTIONS

POWER SUPPLY DIN-RAIL MONTAGE



The guarantee is only valid if the original Jaga power supply is used.



CODE	H	L	D
7990.054	9.0	3.5	5.9
7990.055	9.0	5.3	5.9
7990.056	9.0	7.0	5.9
7990.053	12.5	12.6	8.3

- for DIN-rail or wall mounting
- conformity UL60950 / UL508 / IEC 60950-1 / TUV EN61558-2-16 / Class 2
- output voltage 24 VDC
- input voltage 100 - 240 VAC
- screw connection
- LED indicator

CODE	Output Watts	Output current A	€
7990.054	36	1.5	48
7990.055	60	2.5	65
7990.056	92	3.9	93
7990.057	150	6.25	187

Required power = sum of the power consumption of the devices

MAXIMUM CABLE LENGTH

In function of the number of devices: see <http://www.jaga.com/en/products/trench-heating/micro-canal>

SEPARATE POWER SUPPLY

Waterproof power supply 24 VDC/40 Watt with waterproof cable gland.



Not suitable for installation in the floor duct.

- conformity: UL60950 - EN 60950 / Class 2
- output voltage 24 VDC
- input voltage 100 - 240 VAC
- dimensions L 14.5 x B 4.5 x H 3.0 cm

CODE	Output Watts	Output current A	€
37603.010002	40	1.67	93

VALVE UNIT



- length 35 cm
- connection set with thermostatic valve, lockshield and thermoelectric drive 24 VDC
- outer casing with height control
- inner casing with stainless steel grille support
- stainless steel grille, natural coloured or lacquered
- protection block

CODE	€
7522.00603514/SSS/VE	463
7522.00603514/SSC/.../VE	508

fill in colour code



Order sleeve couplings Eurocone:

Jaga Thermostatic valve Eurocone
Thermoelectric drive
24 VDC



Lockshield Eurocone

Dimensions of the valves, see "Connection sets & valves" chapter

MICRO CANAL - OPTIONS

EMPTY HOUSING

To fill open spaces for a continuous installation.



- outer casing with height control
- inner casing with stainless steel grille support
- stainless steel grille, natural coloured or lacquered
- protection block(s)
- 2 head pieces

empty housing with stainless steel grille

CODE	L	€
7522.00603514/SSS	35	338
7522.00606014/SSS	60	452
7522.00609514/SSS	95	638
7522.00613014/SSS	130	837
7522.00616514/SSS	165	1029
7522.00620014/SSS	200	1232

empty housing with lacquered stainless steel grille

CODE	L	€
7522.00603514/SSC/ ...	35	371
7522.00606014/SSC/ ...	60	535
7522.00609514/SSC/ ...	95	756
7522.00613014/SSC/ ...	130	996
7522.00616514/SSC/ ...	165	1232
7522.00620014/SSC/ ...	200	1469

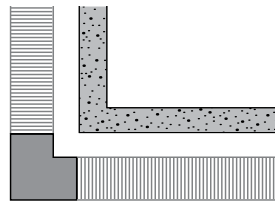
enter colour code

CORNER PIECE



- aluminium cover plate in stainless steel effect (SSS), or lacquered in other Jaga colours (SSC)
- outer casing with anchorage elements
- polyethylene-protective mounting block(s)
- fully assembled inner housing with stainless steel grille support
- height adjustment with fine adjustment for alignment with the finished floor

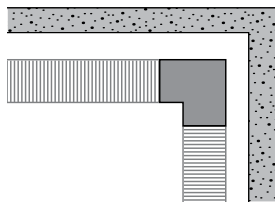
Outer corner



CODE		€
7522.00602014/SSS/02	Natural	534
7522.00602014/SSC/.../02	lacquered	552

enter colour code

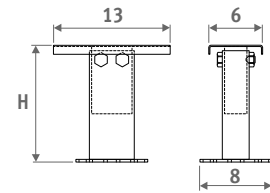
Inner corner



CODE		€
7522.00602014/SSS/01	Natural	534
7522.00602014/SSC/.../01	lacquered	552

enter colour code

FEET WITH HEIGHT ADJUSTMENT FOR RAISED FLOORS



- lacquered in dark grey RAL 7024.
- easy installation by means of "stainless steel spring system"
- 1 set includes 2 height adjusting controls

Number of sets per Micro Canal

L 35 = 1 set
L 60 = 1 set
L 95 = 1 set
L 130 = 2 sets
L 165 = 2 sets
L 200 = 2 sets

CODE	H	€/set
5207.05070000	5 > 7 cm	52
5207.08130000	8 > 13 cm	53
5207.13230000	13 > 23 cm	55
5207.20300000	20 > 30 cm	57

jaga
CLIMATE
DESIGNERS

Jaga International
Verbindingslaan 16
B-3590 Diepenbeek

Tel.: +32 (0)11 29 41 12
Fax: +32 (0)11 29 41 60
export@jaga.com

The information in this price list is correct at the time of printing.
Jaga reserves the right to change product specification at any time in line
with our policy of continuous improvement and innovation.
All prices in Euro, exclude VAT. Prices valid from January 1, 2024.
Replaces all existing price lists.