jaga
CLIMATE DESIGNERS

CONNECTION SETS & VALVES



HEIMEIER WILL BECOME GAMPPER

Available as of November 2023

As of autumn 2023, the Heimeier Eclipse valve will be replaced by the new Gampper Vario-DP Dynamic valve. This valve is pressure independent with a constant flow rate configurable up to 340 l/u. The design of the Jaga Gampper Vario-DP valve is identical to the Jaga Heimeier Eclipse valve, warranting full compatibility with the Jaga units.

150 l/h▷ **340 l/h**

OBSOLETE		NEW	
	CODE		CODE
G½	5090.5405	G½	5090.3405
Eurocone	5090.5407	Eurocone	5090.3407
SET	COLO	SET	COLO
262	COLO.EF2.	282	COLO.GF2.
265	COLO.EW2.	285	COLO.GW2.
161	COLO.HECW.	181	COLO.GACW.
162	COLO.HECF.	182	COLO.GACF.
163	COLO.HESW.	183	COLO.GASW.
164	COLO.HESF.	184	COLO.GASF.

ALL OUR LOW-H_2O HEAT EXCHANGERS CAN BE CONNECTED EITHER TO THE LEFT AND TO THE RIGHT!

CONNECTION ON THE RIGHT

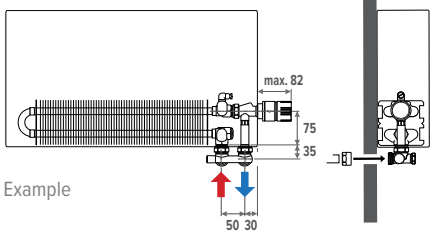

Example

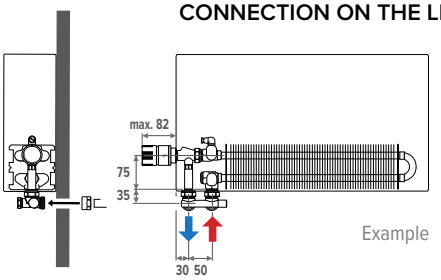

CONNECTION ON THE LEFT

Example

CONNECTION SETS & VALVES

CONNECTION SETS

EUROCONE

To the wall **6**
- Jaga H-block 6
- Jaga Crossflow Valve 8

To the floor **10**
- Jaga H-block 10
- Jaga Crossflow H-block 12

To the wall within the casing **14**

To the floor **15**

Radiator **16**
- Mini Canal, Mini Canal Pro, Mini Canal Hybrid 16
- Briza 12 17
- Briza 22/26 18
- Freedom 19
- Clima Canal, Clima Beam 20

DN20 G3/4”

Radiator **22**
- Clima Beam 22
- Briza 22/26 23

M24 X1.5

via bottom of casing **24**
- Jaga Pro valve M24 24

Within the casing **26**

M24 19/”

- Jaga Deco Pro valve 28

To the wall **30**

To the floor **32**

Inline thermostatic valve **33**

SEPERATE VALVES

EUROCONE

- Jaga H-valve 3/4” Eurocone 36
- Jaga Crossflow Valve 37
- Jaga valve 3/4” Eurocone 38
- Jaga valve 3/4” straight 39
- Jaga return valves 3/4” Eurocone 39
- H-block with tail-piece 3/4” Eurocone 40
- Cross flow block with tail-piece 3/4” Eurocone 40

FEMALE THREAD

- Jaga valve 1/2” female thread 41
- Jaga Gampper Varlio DP valve 1/2” female thread 41
- Extension pipe 42
- Jaga lockshield valves 1/2” female thread 42
- Extended air vent 1/8” 42
- Adaptor for hybrid installations 43

DN 20 G3/4”

- Jaga valve 44

M24 X 1.5

- Jaga Pro valve M24 46

M24 19/”

- Jaga deco single point connection 47
- Jaga Deco Pro valve 48
- Jaga Deco angled valve 49
- Jaga deco valve 50
- Jaga deco lockshield valve 51

SLEEVE COUPLING

Nickel **52**

Chrome **53**

THERMOSTATIC HEADS

PRESSURE DROP

jaga

CLIMATE
DESIGNERS

CONNECTION SETS

CONNECTION SETS EUROCONE

TO THE WALL VIA UNDERSIDE OF CASING WITH JAGA H-BLOCK

SET 103

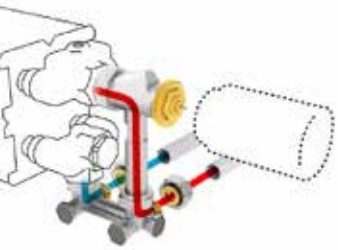

To the wall
Controls below
Flow on the outside
Kv 0.1 - 0.6 m^3/h at $\Delta p = 1$ bars
KVS 0.8
Two pipe / One pipe

	Thermostatic head		STRADA TYPE 06	STRADA TYPE 10 < 21	LINEA PLUS	TEMPO	MINI WALL H 008	MINI WALL H 013 < 028	KNOCKONWOOD TYPE 06	KNOCKONWOOD TYPE 10 < 21	INSTALLATION IN A WALL RECESS	MINI FREESTANDING	LNEA PLUS FREESTANDING	TEMPO FREESTANDING	STRADA HYBRID	INSTALLATION IN A WALL RECESS HYBRID
Heating only																
COLO HBSW AW 4...	AW		-	✓	✓	✓	-	✓	-	✓	✓	-	-	-	✓	✓
COLO HBSW AB 4...	AB		-	✓	✓	✓	-	✓	-	✓	✓	-	-	-	✓	✓
COLO HBSW AC 4...	AC		-	✓	✓	✓	-	✓	-	✓	✓	-	-	-	✓	✓
COLO HBSW JH 4...	JH		-	✓	✓	✓	-	✓	-	✓	✓	-	-	-	✓	✓
COLO HBSW JW 4...	JW		-	✓	✓	✓	-	✓	-	✓	✓	-	-	-	✓	✓
Heating and cooling																
COLO HBSW AW **5**...	AW	+	-	-	-	-	-	-	-	-	-	-	-	-	✓	✓
COLO HBSW AB **5**...	AB	+	-	-	-	-	-	-	-	-	-	-	-	-	✓	✓
COLO HBSW HC **5**...	HC		-	-	-	-	-	-	-	-	-	-	-	-	✓	✓
Manual																
COLO HBSW MA 4...	MA		-	✓	✓	✓	-	✓	-	✓	✓	-	-	-	✓	✓

Fill in sleeve coupling code

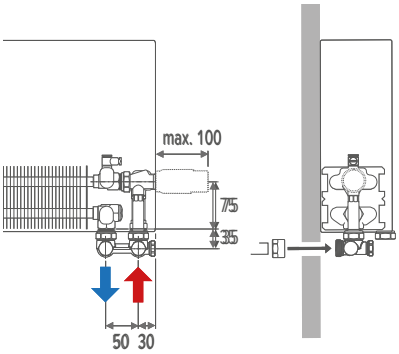

SET 183

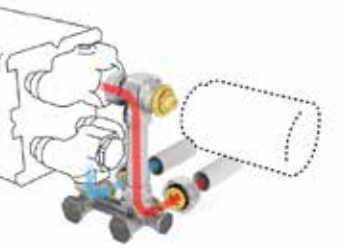

To the wall
Controls below
Flow on the outside
Automatic flow limiter (20 - 340 l/h)
Two pipe / One pipe

	Thermostatic head		STRADA TYPE 06	STRADA TYPE 10 < 21	LINEA PLUS	TEMPO	MINI WALL H 008	MINI WALL H 013 < 028	KNOCKONWOOD TYPE 06	KNOCKONWOOD TYPE 10 < 21	INSTALLATION IN A WALL RECESS	MINI FREESTANDING	LNEA PLUS FREESTANDING	TEMPO FREESTANDING	STRADA HYBRID	INSTALLATION IN A WALL RECESS HYBRID
Heating only																
COLO GASW AW 4...	AW		-	✓	✓	✓	-	✓	-	✓	✓	-	-	-	✓	✓
COLO GASW AB 4...	AB		-	✓	✓	✓	-	✓	-	✓	✓	-	-	-	✓	✓
COLO GASW AC 4...	AC		-	✓	✓	✓	-	✓	-	✓	✓	-	-	-	✓	✓
COLO GASW JH 4...	JH		-	✓	✓	✓	-	✓	-	✓	✓	-	-	-	✓	✓
COLO GASW JW 4...	JW		-	✓	✓	✓	-	✓	-	✓	✓	-	-	-	✓	✓
Heating and cooling																
COLO GASW AW **5**...	AW	+	-	-	-	-	-	-	-	-	-	-	-	-	✓	✓
COLO GASW AB **5**...	AB	+	-	-	-	-	-	-	-	-	-	-	-	-	✓	✓
COLO GASW HC **5**...	HC		-	-	-	-	-	-	-	-	-	-	-	-	✓	✓
Manual																
COLO GASW MA 4...	MA		-	✓	✓	✓	-	✓	-	✓	✓	-	-	-	✓	✓

Fill in sleeve coupling code

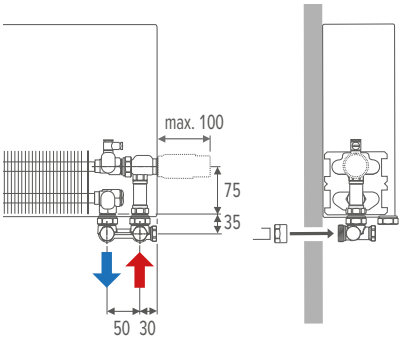

SLEEVE COUPLINGS EUROCONE

ORDERING EXAMPLE

Add the code of the connection set to the clamp couplings code. These depend on the type of pipe that was used and its Ø. Included in the price of the connections sets.

connection set code	*sleeve coupling code*
COLO HBSW JW 4	**112**

Precision metal tube

CODE	TUBE Ø
112	12/1
114	14/1
115	15/1
116	16/1
118	18/1

Synthetic or RPE/ALU

CODE	TUBE Ø
612	12/2
614	14/2
616	16/2
618	18/2

CODE	TUBE Ø
615	15/2.5
619	16/1.5
620	20/2

CONNECTION SETS EUROCONE

TO THE WALL VIA UNDERSIDE OF CASING WITH JAGA H-BLOCK

SET 117

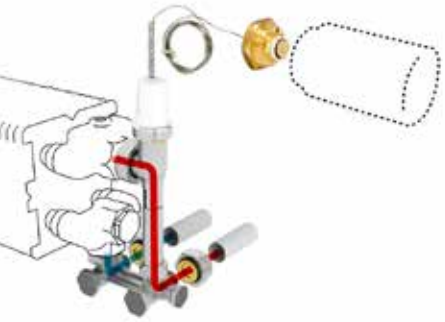

To the wall
Controls at the top
Flow on the outside
Kv 0.1 - 0.6 m^3/h at $\Delta p = 1$ bars
KVS 0.8
Two pipe / One pipe

Please specify the correct position of the control button in the coding.
30 (left) or **60** (right)
Ex.: STRW 050 100 16 **60**

	Thermostatic head	STRADA TYPE 06	STRADA TYPE 10 < 21	LINEA PLUS	TEMPO	MINI WALL H 008 -013	MINI WALL H 023 - 028	KNOCKONWOOD TYPE 06	KNOCKONWOOD TYPE 10 < 21	INSTALLATION IN A WALL RECESS	MINI FREESTANDING	LNEA PLUS FREESTANDING	TEMPO FREESTANDING	STRADA HYBRID	INSTALLATION IN A WALL RECESS HYBRID
Heating only															
COLO VBSW AW 4...	AW	-	✓	✓	✓	-	✓	-	✓	-	-	-	-	✓	✓
COLO VBSW AB 4...	AB	-	✓	✓	✓	-	✓	-	✓	-	-	-	-	✓	✓
COLO VBSW AC 4...	AC	-	✓	✓	✓	-	✓	-	✓	-	-	-	-	✓	✓
COLO VBSW JH 4...	JH	-	✓	✓	✓	-	✓	-	✓	-	-	-	-	✓	✓
COLO VBSW JW 4...	JW	-	✓	✓	✓	-	✓	-	✓	-	-	-	-	✓	✓
Heating and cooling															
COLO VBSW AW **5**...	AW	-	-	-	-	-	-	-	-	-	-	-	-	✓	✓
COLO VBSW AB **5**...	AB	-	-	-	-	-	-	-	-	-	-	-	-	✓	✓
COLO VBSW HC **5**...	HC	-	-	-	-	-	-	-	-	-	-	-	-	✓	✓
Manual															
COLO VBSW MA 4...	MA	-	✓	✓	✓	-	✓	-	✓	-	-	-	-	✓	✓

Fill in sleeve coupling code

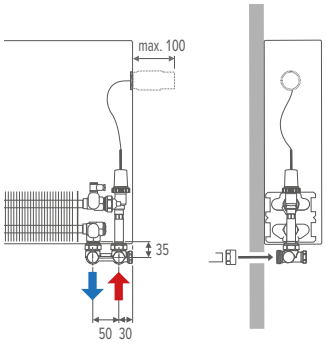

SET 113

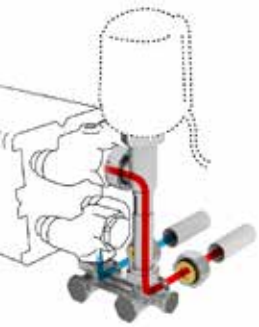

To the wall
Remote controlled
Flow on the outside
Kv 0.1 - 0.6 m^3/h at $\Delta p = 1$ bars
KVS 0.8
Two pipe / One pipe

The radiator does not require an opening for the thermostatic head: please add 00 to end of radiator ordering code.
Ex.: STRW 050 100 16 **00**

	Thermostatic head	STRADA TYPE 06	STRADA TYPE 10 < 21	LINEA PLUS	TEMPO	MINI WALL H 008 -013	MINI WALL H 023 - 028	KNOCKONWOOD TYPE 06	KNOCKONWOOD TYPE 10 < 21	INSTALLATION IN A WALL RECESS	MINI FREESTANDING	LNEA PLUS FREESTANDING	TEMPO FREESTANDING	STRADA HYBRID	INSTALLATION IN A WALL RECESS HYBRID
Heating only															
COLO VBSW RD 4...	RD	-	✓	✓	✓	-	✓	-	✓	✓	-	-	-	✓	✓
COLO VBSW RW 4...	RW	-	✓	✓	✓	-	✓	-	✓	✓	-	-	-	✓	✓
Heating and cooling															
COLO VBSW 24 4...	24 (24 VDC)	-	✓	✓	✓	-	✓	-	✓	✓	-	-	-	✓	✓
COLO VBSW 23 4...	23 (230 VAC)	-	✓	✓	✓	-	✓	-	✓	✓	-	-	-	✓	✓

Fill in sleeve coupling code

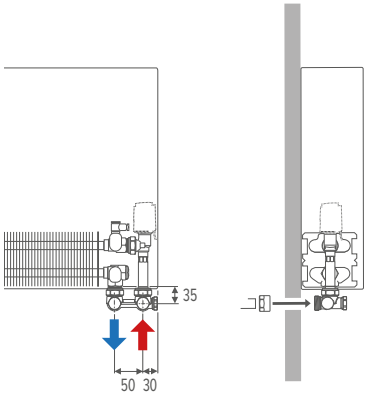

SLEEVE COUPLINGS EUROCONE

ORDERING EXAMPLE
Add the code of the connection set to the clamp couplings code. These depend on the type of pipe that was used and its Ø. Included in the price of the connections sets.

connection set code	*sleeve coupling code*
COLO VBSW JW 4	**112**

Precision metal tube

CODE	TUBE Ø
112	12/1
114	14/1
115	15/1
116	16/1
118	18/1

Synthetic or RPE/ALU

CODE	TUBE Ø
612	12/2
614	14/2
616	16/2
618	18/2

CODE	TUBE Ø
615	15/2.5
619	16/1.5
620	20/2

CONNECTION SETS EUROCONE

TO THE WALL VIA UNDERSIDE OF CASING WITH JAGA CROSSFLOW VALVE

SET 101

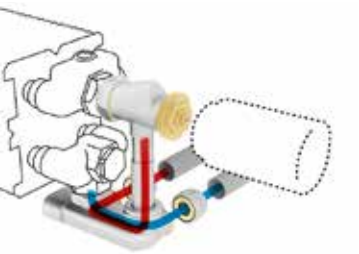

To the wall
Controls below
Flow on the inside
Kv 0.1 - 0.6 m^3/h at $\Delta p = 1$ bars
KVS 0.8
Two pipe

	Thermostatic head	STRADA TYPE 06	STRADA TYPE 10 < 21	LINEA PLUS	TEMPO	MINI WALL H 008	MINI WALL H 013 < 028	KNOCKONWOOD TYPE 06	KNOCKONWOOD TYPE 10 < 21	INSTALLATION IN A WALL RECESS	MINI FREESTANDING	LNEA PLUS FREESTANDING	TEMPO FREESTANDING	STRADA HYBRID	INSTALLATION IN A WALL RECESS HYBRID
Heating only															
COLO HBCW AW 4...	AW	-	✓	✓	✓	-	✓	-	✓	✓	-	-	-	✓	✓
COLO HBCW AB 4...	AB	-	✓	✓	✓	-	✓	-	✓	✓	-	-	-	✓	✓
COLO HBCW AC 4...	AC	-	✓	✓	✓	-	✓	-	✓	✓	-	-	-	✓	✓
COLO HBCW JH 4...	JH	-	✓	✓	✓	-	✓	-	✓	✓	-	-	-	✓	✓
COLO HBCW JW 4...	JW	-	✓	✓	✓	-	✓	-	✓	✓	-	-	-	✓	✓
Heating and cooling															
COLO HBCW AW **5**...	AW	-	-	-	-	-	-	-	-	-	-	-	-	✓	✓
COLO HBCW AB **5**...	AB	-	-	-	-	-	-	-	-	-	-	-	-	✓	✓
COLO HBCW HC **5**...	HC	-	-	-	-	-	-	-	-	-	-	-	-	✓	✓
Manual															
COLO HBCW MA 4...	MA	-	✓	✓	✓	-	✓	-	✓	✓	-	-	-	✓	✓

Fill in sleeve coupling code

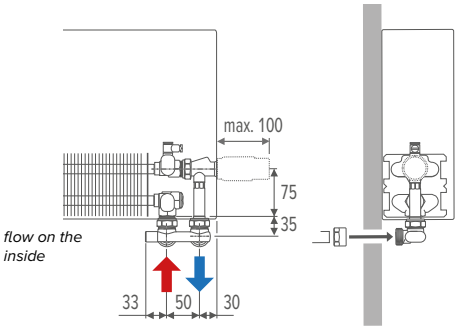

SET 181

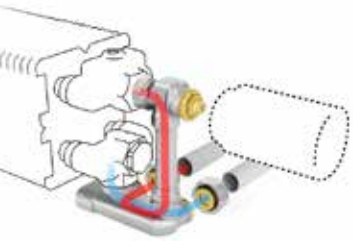

To the wall
Controls below
Flow on the inside
Automatic flow limiter (20 - 340 l/h)
Two pipe

	Thermostatic head	STRADA TYPE 06	STRADA TYPE 10 < 21	LINEA PLUS	TEMPO	MINI WALL H 008	MINI WALL H 013 < 028	KNOCKONWOOD TYPE 06	KNOCKONWOOD TYPE 10 < 21	INSTALLATION IN A WALL RECESS	MINI FREESTANDING	LNEA PLUS FREESTANDING	TEMPO FREESTANDING	STRADA HYBRID	INSTALLATION IN A WALL RECESS HYBRID
Heating only															
COLO GACW AW 4...	AW	-	✓	✓	✓	-	✓	-	✓	✓	-	-	-	✓	✓
COLO GACW AB 4...	AB	-	✓	✓	✓	-	✓	-	✓	✓	-	-	-	✓	✓
COLO GACW AC 4...	AC	-	✓	✓	✓	-	✓	-	✓	✓	-	-	-	✓	✓
COLO GACW JH 4...	JH	-	✓	✓	✓	-	✓	-	✓	✓	-	-	-	✓	✓
COLO GACW JW 4...	JW	-	✓	✓	✓	-	✓	-	✓	✓	-	-	-	✓	✓
Heating and cooling															
COLO GACW AW **5**...	AW	-	-	-	-	-	-	-	-	-	-	-	-	✓	✓
COLO GACW AB **5**...	AB	-	-	-	-	-	-	-	-	-	-	-	-	✓	✓
COLO GACW HC **5**...	HC	-	-	-	-	-	-	-	-	-	-	-	-	✓	✓
Manual															
COLO GACW MA 4...	MA	-	✓	✓	✓	-	✓	-	✓	✓	-	-	-	✓	✓

Fill in sleeve coupling code

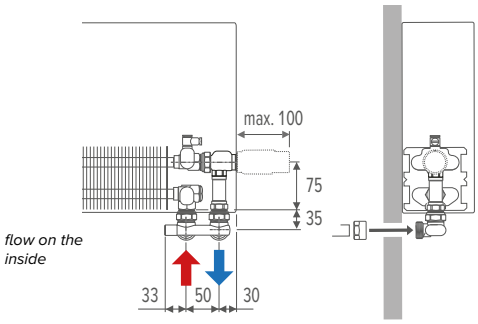

SLEEVE COUPLINGS EUROCONE

Ordering example
Add the code of the connection set to the clamp couplings code. These depend on the type of pipe that was used and its Ø. Included in the price of the connections sets.

connection set code	*sleeve coupling code*
COLO HBCW JW 4	**112**

Precision metal tube

CODE	TUBE Ø
112	12/1
114	14/1
115	15/1
116	16/1
118	18/1

Synthetic or RPE/ALU

CODE	TUBE Ø
612	12/2
614	14/2
616	16/2
618	18/2

CODE	TUBE Ø
615	15/2.5
619	16/1.5
620	20/2

CONNECTION SETS EUROCONE

TO THE WALL VIA UNDERSIDE OF CASING WITH JAGA CROSSFLOW VALVE

SET 115

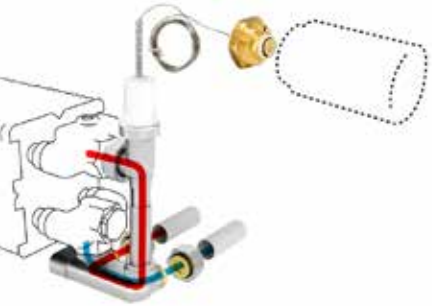

To the wall
Controls at the top
Flow on the inside
Kv 0.1 - 0.6 m^3/h at $\Delta p = 1$ bars
KVS 0.8
Two pipe

Please specify the correct position of the control button in the coding.
30 (left) of **60** (right)!
Ex..: STRW 050 100 16 **60**

	Thermostatic head	STRADA TYPE 06	STRADA TYPE 10 < 21	LINEA PLUS	TEMPO	MINI WALL H 008 -013	MINI WALL H 023 - 028	KNOCKONWOOD TYPE 06	KNOCKONWOOD TYPE 10 < 21	INSTALLATION IN A WALL RECESS	MINI FREESTANDING	LNEA PLUS FREESTANDING	TEMPO FREESTANDING	STRADA HYBRID	INSTALLATION IN A WALL RECESS HYBRID
Heating only															
COLO VBCW AW 4...	AW	-	✓	✓	✓	-	✓	-	✓	✓	-	-	-	✓	✓
COLO VBCW AB 4...	AB	-	✓	✓	✓	-	✓	-	✓	✓	-	-	-	✓	✓
COLO VBCW AC 4...	AC	-	✓	✓	✓	-	✓	-	✓	✓	-	-	-	✓	✓
COLO VBCW JH 4...	JH	-	✓	✓	✓	-	✓	-	✓	✓	-	-	-	✓	✓
COLO VBCW JW 4...	JW	-	✓	✓	✓	-	✓	-	✓	✓	-	-	-	✓	✓
Heating and cooling															
COLO VBCW AW **5**...	AW	-	-	-	-	-	-	-	-	-	-	-	-	✓	✓
COLO VBCW AB **5**...	AB	-	-	-	-	-	-	-	-	-	-	-	-	✓	✓
COLO VBCW HC **5**...	HC	-	-	-	-	-	-	-	-	-	-	-	-	✓	✓
Manual															
COLO VBCW MA 4...	MA	-	✓	✓	✓	-	✓	-	✓	✓	-	-	-	✓	✓

Fill in sleeve coupling code

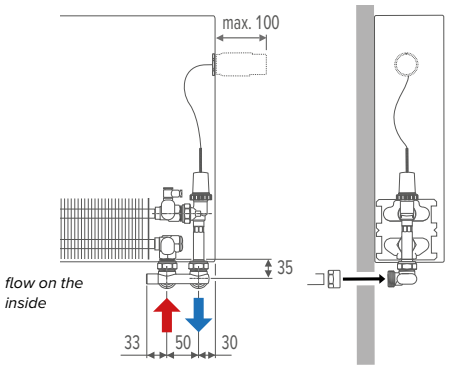

SET 111

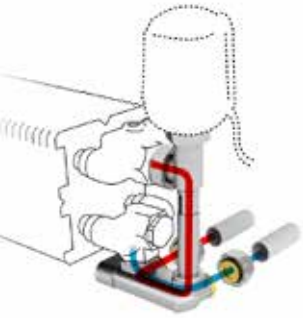

to the wall
Remote controlled
Flow on the inside
Kv 0.1 - 0.6 m^3/h at $\Delta p = 1$ bars
KVS 0.8
Two pipe

The radiator does not require an opening for the thermostatic head: please add 00 to end of radiator ordering code.
Ex..: STRW 050 100 16 **00**

	Thermostatic head	STRADA TYPE 06	STRADA TYPE 10 < 21	LINEA PLUS	TEMPO	MINI WALL H 008 -013	MINI WALL H 023 - 028	KNOCKONWOOD TYPE 06	KNOCKONWOOD TYPE 10 < 21	INSTALLATION IN A WALL RECESS	MINI FREESTANDING	LNEA PLUS FREESTANDING	TEMPO FREESTANDING	STRADA HYBRID	INSTALLATION IN A WALL RECESS HYBRID
Heating only															
COLO VBCW RD 4...	RD	-	✓	✓	✓	-	✓	-	✓	✓	-	-	-	✓	✓
COLO VBCW RW 4...	RW	-	✓	✓	✓	-	✓	-	✓	✓	-	-	-	✓	✓
Heating and cooling															
COLO VBCW 24 4...	24 (24 VDC)	-	✓	✓	✓	-	✓	-	✓	✓	-	-	-	✓	✓
COLO VBCW 23 4...	23 (230 VAC)	-	✓	✓	✓	-	✓	-	✓	✓	-	-	-	✓	✓

Fill in sleeve coupling code

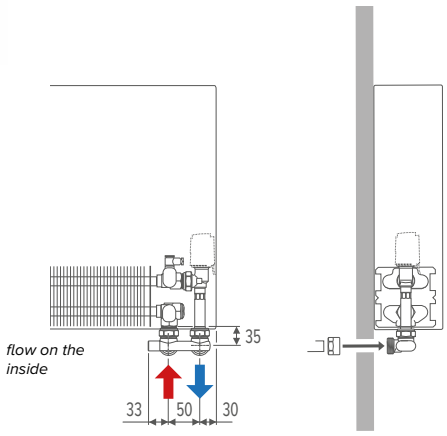

SLEEVE COUPLINGS EUROCONE

Ordering example
Add the code of the connection set to the clamp couplings code. These depend on the type of pipe that was used and its Ø. Included in the price of the connections sets.

connection set code	*sleeve coupling code*
COLO VBCW JW 4	**112**

Precision metal tube

CODE	TUBE Ø
112	12/1
114	14/1
115	15/1
116	16/1
118	18/1

Synthetic or RPE/ALU

CODE	TUBE Ø
612	12/2
614	14/2
616	16/2
618	18/2

CODE	TUBE Ø
615	15/2.5
619	16/1.5
620	20/2

CONNECTION SETS EUROCONE

TO THE FLOOR WITH JAGA H-VALVE

SET 104

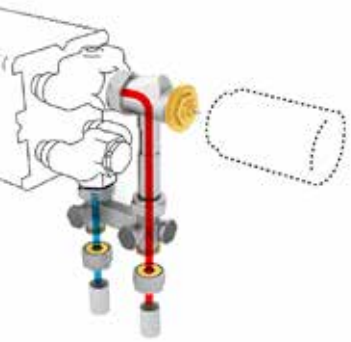

To the floor
Controls below
Flow on the outside
Kv 0.1 - 0.6 m^3/h at $\Delta p = 1$ bars
KVS 0.8
Two pipe / One pipe

Thermostatic head		STRADA	LINEA PLUS	TEMPO	MINI WALL H 008	MINI WALL H 013 < 028	KNOCKONWOOD	INSTALLATION IN A WALL RECESS	MINI FREESTANDING H 008	MINI FREESTANDING H 013 < 028	LNEA PLUS FREESTANDING	TEMPO FREESTANDING	STRADA HYBRID	INSTALLATION IN A WALL RECESS HYBRID
Heating only														
COLO HBSF AW 4...	AW	✓	✓	✓	-	✓	✓	✓	-	✓	✓	✓	✓	✓
COLO HBSF AB 4...	AB	✓	✓	✓	-	✓	✓	✓	-	✓	✓	✓	✓	✓
COLO HBSF AC 4...	AC	✓	✓	✓	-	✓	✓	✓	-	✓	✓	✓	✓	✓
COLO HBSF JH 4...	JH	✓	✓	✓	-	✓	✓	✓	-	✓	✓	✓	✓	✓
COLO HBSF JW 4...	JW	✓	✓	✓	-	✓	✓	✓	-	✓	✓	✓	✓	✓
Heating and cooling														
COLO HBSF AW **5**...	AW	-	-	-	-	-	-	-	-	-	-	-	-	✓
COLO HBSF AB **5**...	AB	-	-	-	-	-	-	-	-	-	-	-	-	✓
COLO HBSF HC **5**...	HC	-	-	-	-	-	-	-	-	-	-	-	✓	✓
Manual														
COLO HBSF MA 4...	MA	✓	✓	✓	-	✓	✓	✓	-	✓	✓	✓	✓	✓

Fill in sleeve coupling code

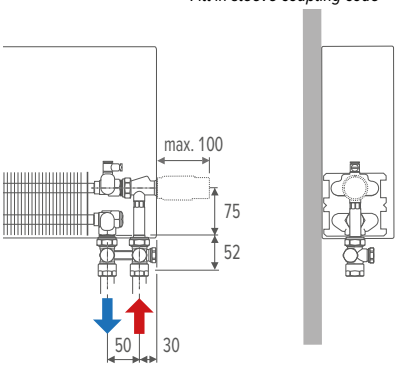

SET 184

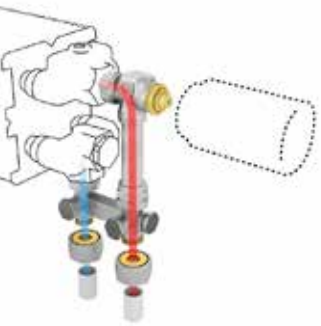

To the floor
Controls below
Flow on the outside
Automatic flow limiter (20 - 340 l/h)
Two pipe / One pipe

Thermostatic head		STRADA	LINEA PLUS	TEMPO	MINI WALL H 008	MINI WALL H 013 < 028	KNOCKONWOOD	INSTALLATION IN A WALL RECESS	MINI FREESTANDING H 008	MINI FREESTANDING H 013 < 028	LNEA PLUS FREESTANDING	TEMPO FREESTANDING	STRADA HYBRID	INSTALLATION IN A WALL RECESS HYBRID
Heating only														
COLO GASF AW 4...	AW	✓	✓	✓	-	✓	✓	✓	-	✓	✓	✓	✓	✓
COLO GASF AB 4...	AB	✓	✓	✓	-	✓	✓	✓	-	✓	✓	✓	✓	✓
COLO GASF AC 4...	AC	✓	✓	✓	-	✓	✓	✓	-	✓	✓	✓	✓	✓
COLO GASF JH 4...	JH	✓	✓	✓	-	✓	✓	✓	-	✓	✓	✓	✓	✓
COLO GASF JW 4...	JW	✓	✓	✓	-	✓	✓	✓	-	✓	✓	✓	✓	✓
Heating and cooling														
COLO GASF AW **5**...	AW	-	-	-	-	-	-	-	-	-	-	-	✓	✓
COLO GASF AB **5**...	AB	-	-	-	-	-	-	-	-	-	-	-	✓	✓
COLO GASF HC **5**...	HC	-	-	-	-	-	-	-	-	-	-	-	✓	✓
Manual														
COLO GASF MA 4...	MA	✓	✓	✓	-	✓	✓	✓	-	✓	✓	✓	✓	✓

Fill in sleeve coupling code

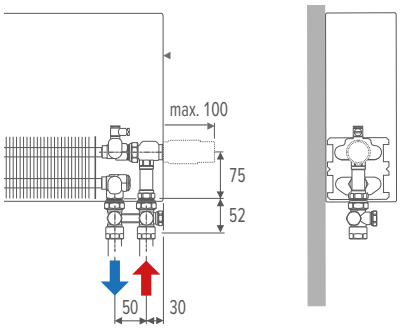

SLEEVE COUPLINGS EUROCONE

Ordering example
Add the code of the connection set to the clamp couplings code. These depend on the type of pipe that was used and its Ø. Included in the price of the connections sets.

connection set code	*sleeve coupling code*
COLO HBSF JW 4	**112**

Precision metal tube

CODE	TUBE Ø
112	12/1
114	14/1
115	15/1
116	16/1
118	18/1

Synthetic or RPE/ALU

CODE	TUBE Ø
612	12/2
614	14/2
616	16/2
618	18/2

CODE	TUBE Ø
615	15/2.5
619	16/1.5
620	20/2

CONNECTION SETS EUROCONE

TO THE FLOOR WITH JAGA H-VALVE

SET 118

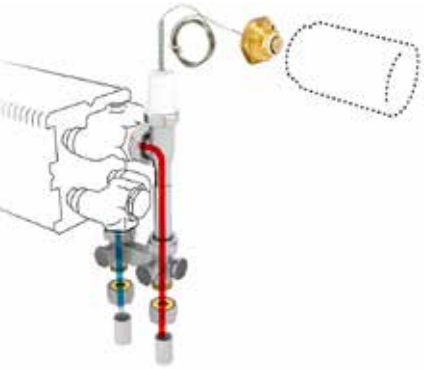

To the floor
Controls at the top
Flow on the outside
Kv 0.1 - 0.6 m^3/h at $\Delta p = 1$ bars
KVS 0.8
Two pipe / One pipe

Please specify the correct position of the control button in the coding.
30 (left) or **60** (right)
Ex.: STRW 050 100 16 **60**

	Thermostatic head	STRADA	LINEA PLUS	TEMPO	MINI WALL H 008 -013	MINI WALL H 023 - 028	KNOCKONWOOD	INSTALLATION IN A WALL RECESS	MINI FREESTANDING H 008	MINI FREESTANDING H 013 < 028	LNEA PLUS FREESTANDING	TEMPO FREESTANDING	STRADA HYBRID	INSTALLATION IN A WALL RECESS HYBRID
Heating only														
COLO VBSF AW 4...	AW	✓	✓	✓	-	✓	✓	✓	-	✓	✓	✓	✓	✓
COLO VBSF AB 4...	AB	✓	✓	✓	-	✓	✓	✓	-	✓	✓	✓	✓	✓
COLO VBSF AC 4...	AC	✓	✓	✓	-	✓	✓	✓	-	✓	✓	✓	✓	✓
COLO VBSF JH 4...	JH	✓	✓	✓	-	✓	✓	✓	-	✓	✓	✓	✓	✓
COLO VBSF JW 4...	JW	✓	✓	✓	-	✓	✓	✓	-	✓	✓	✓	✓	✓
Heating and cooling														
COLO VBSF AW **5**...	AW	-	-	-	-	-	-	-	-	-	-	-	✓	✓
COLO VBSF AB **5**...	AB	-	-	-	-	-	-	-	-	-	-	-	✓	✓
COLO VBSF HC **5**...	HC	-	-	-	-	-	-	-	-	-	-	-	✓	✓
Manual														
COLO VBSF MA 4...	MA	✓	✓	✓	-	✓	✓	✓	-	✓	✓	✓	✓	✓

Fill in sleeve coupling code

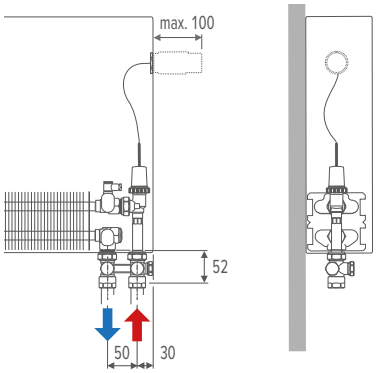

SET 114

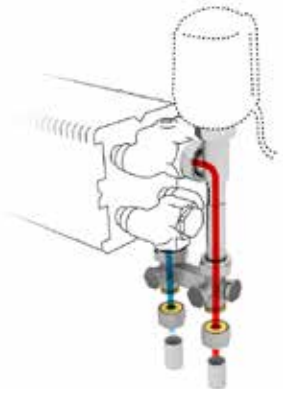

To the floor
Remote controlled
Flow on the outside
Kv 0.1 - 0.6 m^3/h at $\Delta p = 1$ bars
KVS 0.8
Two pipe / One pipe

The radiator does not require an opening for the thermostatic head: please add 00 to end of radiator ordering code.
Ex.: STRW 050 100 16 **00**

	Thermostatic head	STRADA	LINEA PLUS	TEMPO	MINI WALL H 008 -013	MINI WALL H 023 - 028	KNOCKONWOOD	INSTALLATION IN A WALL RECESS	MINI FREESTANDING H 008	MINI FREESTANDING H 013 < 028	LNEA PLUS FREESTANDING	TEMPO FREESTANDING	STRADA HYBRID	INSTALLATION IN A WALL RECESS HYBRID
Heating only														
COLO VBSF RD 4...	RD	✓	✓	✓	-	✓	✓	✓	-	✓	✓	✓	✓	✓
COLO VBSF RW 4...	RW	✓	✓	✓	-	✓	✓	✓	-	✓	✓	✓	✓	✓
Heating and cooling														
COLO VBSF 24 4...	24 (24 VDC)	✓	✓	✓	-	✓	✓	✓	-	✓	✓	✓	✓	✓
COLO VBSF 23 4...	23 (230 VAC)	✓	✓	✓	-	✓	✓	✓	-	✓	✓	✓	✓	✓

Fill in sleeve coupling code

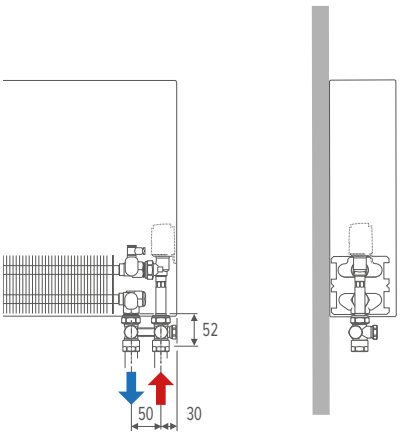

SLEEVE COUPLINGS EUROCONE

Ordering example
Add the code of the connection set to the clamp couplings code. These depend on the type of pipe that was used and its Ø. Included in the price of the connections sets.

connection set code	*sleeve coupling code*
COLO VBSF JW 4	**112**

Precision metal tube

CODE	TUBE Ø
112	12/1
114	14/1
115	15/1
116	16/1
118	18/1

Synthetic or RPE/ALU

CODE	TUBE Ø
612	12/2
614	14/2
616	16/2
618	18/2

CODE	TUBE Ø
615	15/2.5
619	16/1.5
620	20/2

CONNECTION SETS EUROCONE

TO THE FLOOR WITH JAGA CROSS FLOW VALVE

SET 102

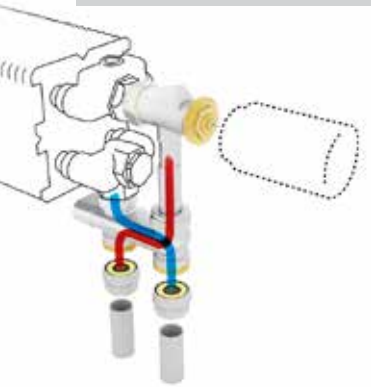

To the floor
Controls below
Flow on the inside
Kv 0.1 - 0.6 m^3/h at $\Delta p = 1$ bars
KVS 0.8
Two pipe

	Thermostatic head	STRADA	LINEA PLUS	TEMPO	MINI WALL H 008	MINI WALL H 013 < 028	KNOCKONWOOD	INSTALLATION IN A WALL RECESS	MINI FREESTANDING H 008	MINI FREESTANDING H 013 < 028	LNEA PLUS FREESTANDING	TEMPO FREESTANDING	STRADA HYBRID	INSTALLATION IN A WALL RECESS HYBRID
Heating only														
COLO HBCF AW 4...	AW	✓	✓	✓	-	✓	✓	✓	-	✓	✓	✓	✓	✓
COLO HBCF AB 4...	AB	✓	✓	✓	-	✓	✓	✓	-	✓	✓	✓	✓	✓
COLO HBCF AC 4...	AC	✓	✓	✓	-	✓	✓	✓	-	✓	✓	✓	✓	✓
COLO HBCF JH 4...	JH	✓	✓	✓	-	✓	✓	✓	-	✓	✓	✓	✓	✓
COLO HBCF JW 4...	JW	✓	✓	✓	-	✓	✓	✓	-	✓	✓	✓	✓	✓
Heating and cooling														
COLO HBCF AW **5**...	AW	-	-	-	-	-	-	-	-	-	-	-	✓	✓
COLO HBCF AB **5**...	AB	-	-	-	-	-	-	-	-	-	-	-	✓	✓
COLO HBCF HC **5**...	HC	-	-	-	-	-	-	-	-	-	-	-	✓	✓
Manual														
COLO HBCF MA 4...	MA	✓	✓	✓	-	✓	✓	✓	-	✓	✓	✓	✓	✓

Fill in sleeve coupling code

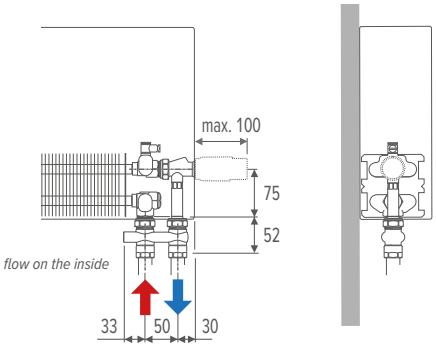

SET 182

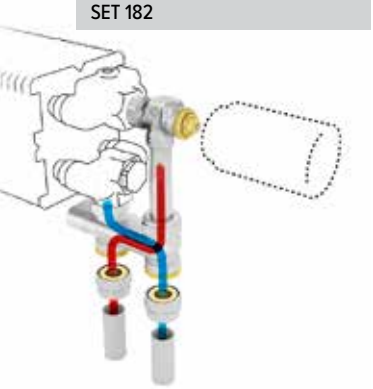

To the floor
Controls below
Flow on the inside
Automatic flow limiter (20 - 340 l/h)
Two pipe

	Thermostatic head	STRADA	LINEA PLUS	TEMPO	MINI WALL H 008	MINI WALL H 013 < 028	KNOCKONWOOD	INSTALLATION IN A WALL RECESS	MINI FREESTANDING H 008	MINI FREESTANDING H 013 < 028	LNEA PLUS FREESTANDING	TEMPO FREESTANDING	STRADA HYBRID	INSTALLATION IN A WALL RECESS HYBRID
Heating only														
COLO GACF AW 4...	AW	✓	✓	✓	-	✓	✓	✓	-	✓	✓	✓	✓	✓
COLO GACF AB 4...	AB	✓	✓	✓	-	✓	✓	✓	-	✓	✓	✓	✓	✓
COLO GACF AC 4...	AC	✓	✓	✓	-	✓	✓	✓	-	✓	✓	✓	✓	✓
COLO GACF JH 4...	JH	✓	✓	✓	-	✓	✓	✓	-	✓	✓	✓	✓	✓
COLO GACF JW 4...	JW	✓	✓	✓	-	✓	✓	✓	-	✓	✓	✓	✓	✓
Heating and cooling														
COLO GACF AW **5**...	AW	-	-	-	-	-	-	-	-	-	-	-	✓	✓
COLO GACF AB **5**...	AB	-	-	-	-	-	-	-	-	-	-	-	✓	✓
COLO GACF HC **5**...	HC	-	-	-	-	-	-	-	-	-	-	-	✓	✓
Manual														
COLO GACF MA 4...	MA	✓	✓	✓	-	✓	✓	✓	-	✓	✓	✓	✓	✓

Fill in sleeve coupling code

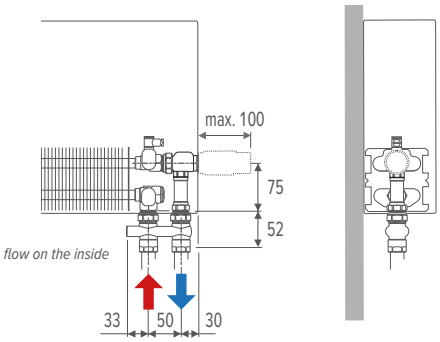

SLEEVE COUPLINGS EUROCONE

Ordering example
Add the code of the connection set to the clamp couplings code. These depend on the type of pipe that was used and its Ø. Included in the price of the connections sets.

connection set code	*sleeve coupling code*
COLO HBCF JW 4	**112**

Precision metal tube

CODE	TUBE Ø
112	12/1
114	14/1
115	15/1
116	16/1
118	18/1

Synthetic or RPE/ALU

CODE	TUBE Ø
612	12/2
614	14/2
616	16/2
618	18/2

CODE	TUBE Ø
615	15/2.5
619	16/1.5
620	20/2

jaga

CONNECTION SETS EUROCONE

TO THE FLOOR WITH JAGA CROSS FLOW VALVE

SET 116

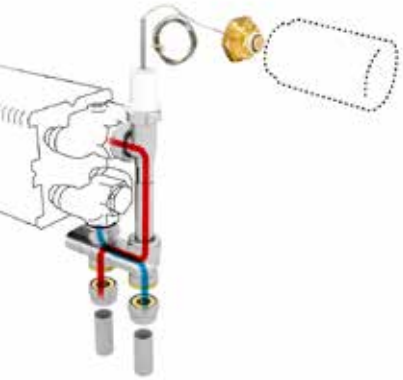

To the floor
Controls at the top
Flow on the inside
Kv 0.1 - 0.6 m³/h at Δp = 1 bars
KVS 0.8
Two pipe

Please specify the correct position of the control button in the coding.
30 (left) or **60** (right)
Ex.: STRW 050 100 16 **60**

	Thermostatic head		STRADA TYPE 06	STRADA TYPE 10 < 21	LINEA PLUS	TEMPO	MINI WALL H 008	MINI WALL H 013 < 028	KNOCKONWOOD TYPE 06	KNOCKONWOOD TYPE 10 < 21	INSTALLATION IN A WALL RECESS	MINI FREESTANDING	LNEA PLUS FREESTANDING	TEMPO FREESTANDING	STRADA HYBRID	INSTALLATION IN A WALL RECESS HYBRID
Heating only																
COLO VBCF AW 4...	AW		✓	✓	✓	✓	-	✓	-	✓	✓	-	-	-	✓	✓
COLO VBCF AB 4...	AB		✓	✓	✓	✓	-	✓	-	✓	✓	-	-	-	✓	✓
COLO VBCF AC 4...	AC		✓	✓	✓	✓	-	✓	-	✓	✓	-	-	-	✓	✓
COLO VBCF JH 4...	JH		✓	✓	✓	✓	-	✓	-	✓	✓	-	-	-	✓	✓
COLO VBCF JW 4...	JW		✓	✓	✓	✓	-	✓	-	✓	✓	-	-	-	✓	✓
Heating and cooling																
COLO VBCF AW **5**...	AW	+	-	-	-	-	-	-	-	-	-	-	-	-	✓	✓
COLO VBCF AB **5**...	AB	+	-	-	-	-	-	-	-	-	-	-	-	-	✓	✓
COLO VBCF HC **5**...	HC		-	-	-	-	-	-	-	-	-	-	-	-	✓	✓
Manual																
COLO VBCF MA 4...	MA		✓	✓	✓	✓	-	✓	-	✓	✓	-	-	-	✓	✓

Fill in sleeve coupling code

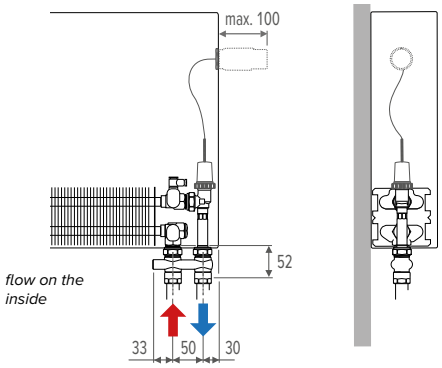

SET 112

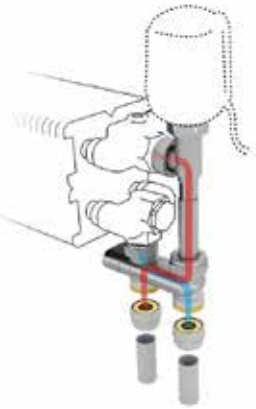

To the floor
Remote controlled
Flow on the inside
Kv 0.1 - 0.6 m³/h at Δp = 1 bars
KVS 0.8
Two pipe

The radiator does not require an opening for the thermostatic head: please add 00 to end of radiator ordering code.
Ex.: STRW 050 100 16 **00**

	Thermostatic head		STRADA TYPE 06	STRADA TYPE 10 < 21	LINEA PLUS	TEMPO	MINI WALL H 008	MINI WALL H 013 < 028	KNOCKONWOOD TYPE 06	KNOCKONWOOD TYPE 10 < 21	INSTALLATION IN A WALL RECESS	MINI FREESTANDING	LNEA PLUS FREESTANDING	TEMPO FREESTANDING	STRADA HYBRID	INSTALLATION IN A WALL RECESS HYBRID
Heating only																
COLO VBCF RD 4...	RD		✓	✓	✓	✓	-	✓	-	✓	✓	-	-	-	✓	✓
COLO VBCF RW 4...	RW		✓	✓	✓	✓	-	✓	-	✓	✓	-	-	-	✓	✓
Heating and cooling																
COLO VBCF 24 4...	24 (24 VDC)		✓	✓	✓	✓	-	✓	-	✓	✓	-	-	-	✓	✓
COLO VBCF 23 4...	23 (230 VAC)		✓	✓	✓	✓	-	✓	-	✓	✓	-	-	-	✓	✓

Fill in sleeve coupling code

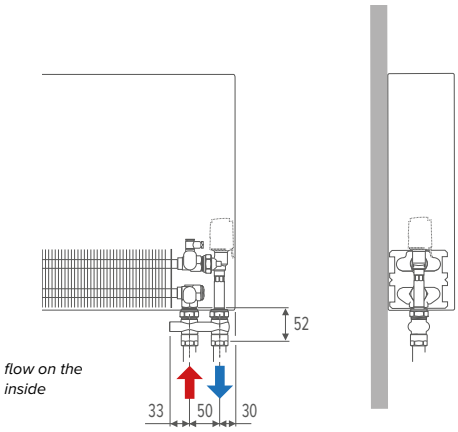

SLEEVE COUPLINGS EUROCONE

Ordering example
Add the code of the connection set to the clamp couplings code. These depend on the type of pipe that was used and its Ø. Included in the price of the connections sets.

connection set code	*sleeve coupling code*
COLO VBCF JW 4	**112**

Precision metal tube

CODE	TUBE Ø
112	12/1
114	14/1
115	15/1
116	16/1
118	18/1

Synthetic or RPE/ALU

CODE	TUBE Ø
612	12/2
614	14/2
616	16/2
618	18/2

CODE	TUBE Ø
615	15/2.5
619	16/1.5
620	20/2

CONNECTION SETS EUROCONE

AUTOMATIC FLOW LIMITER - CROSSFLOW VENTIEL

SET 185

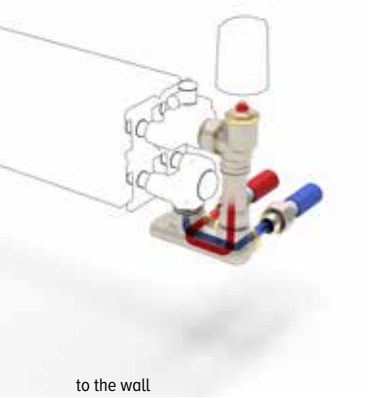

to the wall
Remote controlled
Flow on the inside
Automatic flow limiter
Two pipe

The radiator does not require an opening for the thermostatic head: please add 00 to end of radiator ordering code.
Ex..: STRW 050 100 16 **00**

	Thermostatic head	STRADA	LINEA PLUS	TEMPO	MINI WALL H 008	MINI WALL H 013 < 028	KNOCKONWOOD	INSTALLATION IN A WALL RECESS	MINI FREESTANDING H 008	MINI FREESTANDING H 013 < 028	LNEA PLUS FREESTANDING	TEMPO FREESTANDING	STRADA HYBRID	INSTALLATION IN A WALL RECESS HYBRID
Heating only														
COLO VGCW RD 4...	RD	✓	✓	✓	-	✓	✓	✓	-	-	-	-	✓	✓
COLO VGCW RW 4...	RW	✓	✓	✓	-	✓	✓	✓	-	-	-	-	✓	✓
Heating and cooling														
COLO VGCW 24 4...	24 (24 VDC)	✓	✓	✓	-	✓	✓	✓	-	-	-	-	✓	✓
COLO VGCW 23 4...	23 (230 VAC)	✓	✓	✓	-	✓	✓	✓	-	-	-	-	✓	✓

Fill in sleeve coupling code

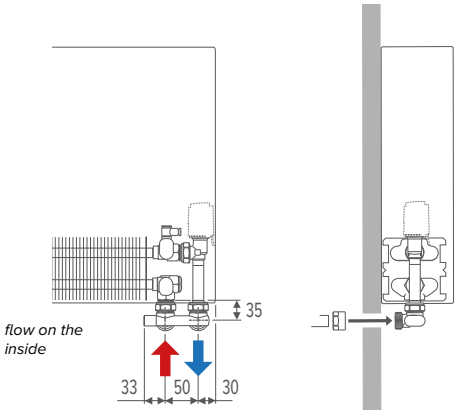

SET 186

To the floor
Remote controlled
Flow on the inside
Automatic flow limiter
Two pipe

The radiator does not require an opening for the thermostatic head: please add 00 to end of radiator ordering code.
Ex.: STRW 050 100 16 **00**

	Thermostatic head	STRADA	LINEA PLUS	TEMPO	MINI WALL H 008	MINI WALL H 013 < 028	KNOCKONWOOD	INSTALLATION IN A WALL RECESS	MINI FREESTANDING H 008	MINI FREESTANDING H 013 < 028	LNEA PLUS FREESTANDING	TEMPO FREESTANDING	STRADA HYBRID	INSTALLATION IN A WALL RECESS HYBRID
Heating only														
COLO VGCF RD 4...	RD	✓	✓	✓	-	✓	✓	✓	-	✓	✓	✓	✓	✓
COLO VGCF RW 4...	RW	✓	✓	✓	-	✓	✓	✓	-	✓	✓	✓	✓	✓
Heating and cooling														
COLO VGCF 24 4...	24 (24 VDC)	✓	✓	✓	-	✓	✓	✓	-	✓	✓	✓	✓	✓
COLO VGCF 23 4...	23 (230 VAC)	✓	✓	✓	-	✓	✓	✓	-	✓	✓	✓	✓	✓

Fill in sleeve coupling code

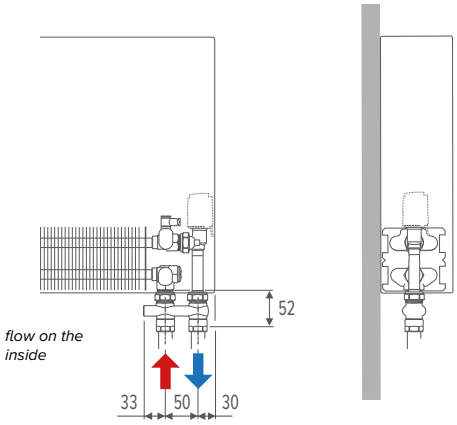

SLEEVE COUPLINGS EUROCONE

Ordering example
Add the code of the connection set to the clamp couplings code. These depend on the type of pipe that was used and its Ø. Included in the price of the connections sets.

connection set code	*sleeve coupling code*
COLO HBCF JW 4	**112**

Precision metal tube

CODE	TUBE Ø
112	12/1
114	14/1
115	15/1
116	16/1
118	18/1

Synthetic or RPE/ALU

CODE	TUBE Ø
612	12/2
614	14/2
616	16/2
618	18/2

CODE	TUBE Ø
615	15/2.5
619	16/1.5
620	20/2

jaga

CONNECTION SETS EUROCONE

AUTOMATIC FLOW LIMITER - H-BLOCK

SET 187

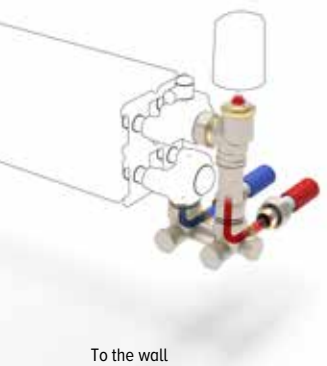

To the wall
Remote controlled
Flow on the outside
Automatic flow limiter
Two pipe

The radiator does not require an opening for the thermostatic head: please add 00 to end of radiator ordering code.
Ex.: STRW 050 100 16 **00**

Thermostatic head			STRADA TYPE 06	STRADA TYPE 10 < 21	LINEA PLUS	TEMPO	MINI WALL H 008	MINI WALL H 013 < 028	KNOCKONWOOD TYPE 06	KNOCKONWOOD TYPE 10 < 21	INSTALLATION IN A WALL RECESS	MINI FREESTANDING	LNEA PLUS FREESTANDING	TEMPO FREESTANDING	STRADA HYBRID	INSTALLATION IN A WALL RECESS HYBRID
Heating only																
COLO VGSW RD 4...	RD		✓	✓	✓	✓	-	✓	-	✓	✓	-	-	-	✓	✓
COLO VGSW RW 4...	RW		✓	✓	✓	✓	-	✓	-	✓	✓	-	-	-	✓	✓
Heating and cooling																
COLO VGSW 24 4...	24 (24 VDC)		✓	✓	✓	✓	-	✓	-	✓	✓	-	-	-	✓	✓
COLO VGSW 23 4...	23 (230 VAC)		✓	✓	✓	✓	-	✓	-	✓	✓	-	-	-	✓	✓

Fill in sleeve coupling code

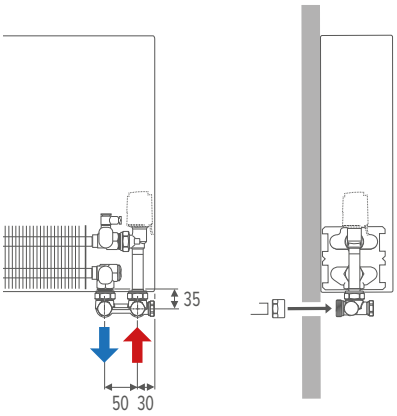

SET 188

To the floor
Remote controlled
Flow on the outside
Automatic flow limiter
Two pipe

The radiator does not require an opening for the thermostatic head: please add 00 to end of radiator ordering code.
Ex.: STRW 050 100 16 **00**

Thermostatic head			€	STRADA TYPE 06	STRADA TYPE 10 < 21	LINEA PLUS	TEMPO	MINI WALL H 008	MINI WALL H 013 < 028	KNOCKONWOOD TYPE 06	KNOCKONWOOD TYPE 10 < 21	INSTALLATION IN A WALL RECESS	MINI FREESTANDING	LNEA PLUS FREESTANDING	TEMPO FREESTANDING	STRADA HYBRID	INSTALLATION IN A WALL RECESS HYBRID
Heating only																	
COLO VGSF RD 4...	RD		**210**	✓	✓	✓	✓	-	✓	-	✓	✓	-	-	-	✓	✓
COLO VGSF RW 4...	RW		**168**	✓	✓	✓	✓	-	✓	-	✓	✓	-	-	-	✓	✓
Heating and cooling																	
COLO VGSF 24 4...	24 (24 VDC)		**91**	✓	✓	✓	✓	-	✓	-	✓	✓	-	-	-	✓	✓
COLO VGSF 23 4...	23 (230 VAC)		**91**	✓	✓	✓	✓	-	✓	-	✓	✓	-	-	-	✓	✓

Fill in sleeve coupling code

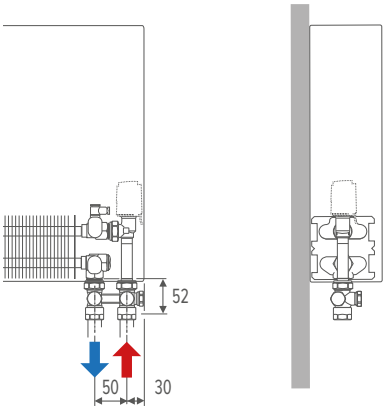

SLEEVE COUPLINGS EUROCONE

Ordering example
Add the code of the connection set to the clamp couplings code. These depend on the type of pipe that was used and its Ø. Included in the price of the connections sets.

connection set code	*sleeve coupling code*
COLO VBCF JW 4	**112**

Precision metal tube

CODE	TUBE Ø
112	12/1
114	14/1
115	15/1
116	16/1
118	18/1

Synthetic or RPE/ALU

CODE	TUBE Ø
612	12/2
614	14/2
616	16/2
618	18/2

CODE	TUBE Ø
615	15/2.5
619	16/1.5
620	20/2

CONNECTION SETS EUROCONE

TO THE WALL WITHIN THE CASING

SET 225

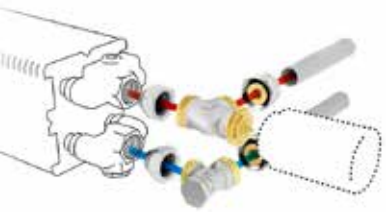

To the wall
Controls below
Kv 0.1 - 0.6 m^3/h at Δp = 1 bars
KVS 0.8
Two pipe

		Thermostatic head	STRADA TYPE 06	STRADA TYPE 10 < 21	LINEA PLUS	TEMPO	MINI WALL H 008	MINI WALL H 013 < 028	KNOCKONWOOD TYPE 06	KNOCKONWOOD TYPE 10 < 21	INSTALLATION IN A WALL RECESS	MINI FREESTANDING	LNEA PLUS FREESTANDING	TEMPO FREESTANDING	STRADA HYBRID	INSTALLATION IN A WALL RECESS HYBRID
Heating only																
COLO SW2 AW 4...	AW		✓	✓	✓	✓	-	✓	✓	✓	✓	-	-	-	✓	✓
COLO SW2 AB 4...	AB		✓	✓	✓	✓	-	✓	✓	✓	✓	-	-	-	✓	✓
COLO SW2 AC 4...	AC		✓	✓	✓	✓	-	✓	✓	✓	✓	-	-	-	✓	✓
COLO SW2 JH 4...	JH		✓	✓	✓	✓	-	✓	✓	✓	✓	-	-	-	✓	✓
COLO SW2 JW 4...	JW		✓	✓	✓	✓	-	✓	✓	✓	✓	-	-	-	✓	✓
Heating and cooling																
COLO SW2 AW **5**...	AW	+	✓	✓	✓	✓	-	✓	✓	✓	✓	-	-	-	✓	✓
COLO SW2 AB **5**...	AB	+	✓	✓	✓	✓	-	✓	✓	✓	✓	-	-	-	✓	✓
COLO SW2 HC **5**...	HC		-	-	-	-	-	-	-	-	-	-	-	-	✓	✓
Manual																
COLO SW2 MA 4...	MA		✓	✓	✓	✓	-	✓	✓	✓	✓	-	-	-	✓	✓

Fill in sleeve coupling code

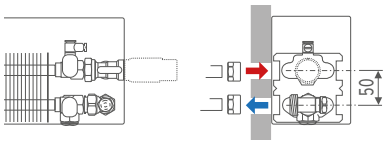

SET 285

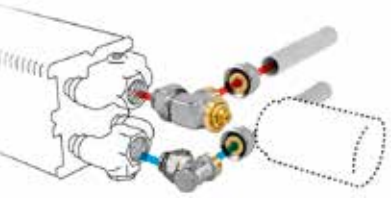

To the wall
Controls below
Automatic flow limiter (20 - 340 l/h)
Two pipe

		Thermostatic head	STRADA TYPE 06	STRADA TYPE 10 < 21	LINEA PLUS	TEMPO	MINI WALL H 008	MINI WALL H 013 < 028	KNOCKONWOOD TYPE 06	KNOCKONWOOD TYPE 10 < 21	INSTALLATION IN A WALL RECESS	MINI FREESTANDING	LNEA PLUS FREESTANDING	TEMPO FREESTANDING	STRADA HYBRID	INSTALLATION IN A WALL RECESS HYBRID
Heating only																
COLO GW2 AW 4...	AW		-	✓	✓	✓	-	✓	-	✓	✓	-	-	-	✓	✓
COLO GW2 AB 4...	AB		-	✓	✓	✓	-	✓	-	✓	✓	-	-	-	✓	✓
COLO GW2 AC 4...	AC		-	✓	✓	✓	-	✓	-	✓	✓	-	-	-	✓	✓
COLO GW2 JH 4...	JH		-	✓	✓	✓	-	✓	-	✓	✓	-	-	-	✓	✓
COLO GW2 JW 4...	JW		-	✓	✓	✓	-	✓	-	✓	✓	-	-	-	✓	✓
Heating and cooling																
COLO GW2 AW **5**...	AW	+	-	✓	✓	✓	-	✓	-	✓	✓	-	-	-	✓	✓
COLO GW2 AB **5**...	AB	+	-	✓	✓	✓	-	✓	-	✓	✓	-	-	-	✓	✓
COLO GW2 HC **5**...	HC		-	-	-	-	-	-	-	-	-	-	-	-	✓	✓
Manual																
COLO GW2 MA 4...	MA		-	✓	✓	✓	-	✓	-	✓	✓	-	-	-	✓	✓

Fill in sleeve coupling code

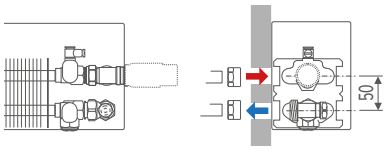

SET 226

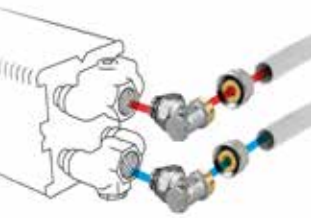

To the wall
No controls
Two pipe

COLO LOA 00 4 ..	-	✓	✓	✓	-	✓	-	✓	✓	-	-	-	✓	✓

Fill in sleeve coupling code

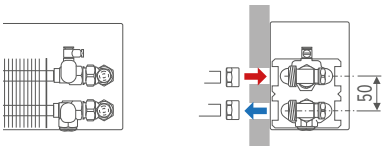

The radiator does not require an opening for the thermostatic head: please add 00 to end of radiator ordering code.
Ex.: STRW 050 100 16 **00**

SLEEVE COUPLINGS EUROCONE

ORDERING EXAMPLE
Add the code of the connection set to the clamp couplings code. These depend on the type of pipe that was used and its Ø. Included in the price of the connections sets.

connection set code	*sleeve coupling code*
COLO SW2 JW 4	**112**

Precision metal tube

CODE	TUBE Ø
112	12/1
114	14/1
115	15/1
116	16/1
118	18/1

Synthetic or RPE/ALU

CODE	TUBE Ø
612	12/2
614	14/2
616	16/2
618	18/2

CODE	TUBE Ø
615	15/2.5
619	16/1.5
620	20/2

jaga

CONNECTION SETS EUROCONE

TO THE FLOOR

SET 222

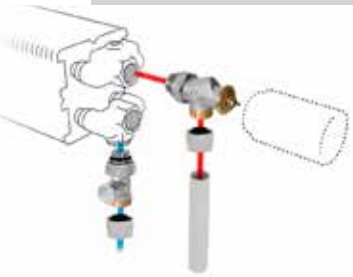

To the floor
Controls below
Flow on the outside
Kv 0.1 - 0.6 m^3/h at $\Delta p = 1$ bars
KVS 0.8
Two pipe

		Thermostatic head	STRADA	LINEA PLUS	TEMPO	MINI WALL H 008	MINI WALL H 013 < 028	KNOCKONWOOD	INSTALLATION IN A WALL RECESS	MINI FREESTANDING H 008	MINI FREESTANDING H 013 < 028	LNEA PLUS FREESTANDING	TEMPO FREESTANDING	STRADA HYBRID	INSTALLATION IN A WALL RECESS HYBRID
Heating only															
COLO JF2 AW 4...	AW		✓	✓	✓	-	✓	✓	✓	-	✓	✓	✓	✓	✓
COLO JF2 AB 4...	AB		✓	✓	✓	-	✓	✓	✓	-	✓	✓	✓	✓	✓
COLO JF2 AC 4...	AC		✓	✓	✓	-	✓	✓	✓	-	✓	✓	✓	✓	✓
COLO JF2 JH 4...	JH		✓	✓	✓	-	✓	✓	✓	-	✓	✓	✓	✓	✓
COLO JF2 JW 4...	JW		✓	✓	✓	-	✓	✓	✓	-	✓	✓	✓	✓	✓
Heating and cooling															
COLO JF2 AW **5**...	AW	+	✓	✓	✓	-	✓	✓	✓	-	✓	✓	✓	✓	✓
COLO JF2 AB **5**...	AB	+	✓	✓	✓	-	✓	✓	✓	-	✓	✓	✓	✓	✓
COLO JF2 HC **5**...	HC		-	-	-	-	-	-	-	-		-	-	✓	✓
Manual															
COLO JF2 MA 4...	MA		✓	✓	✓	-	✓	✓	✓	-	✓	✓	✓	✓	✓

Fill in sleeve coupling code

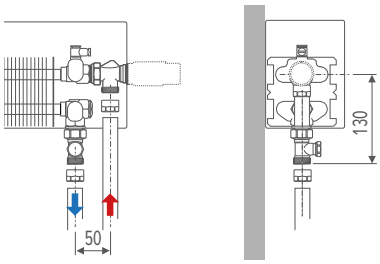

SET 282

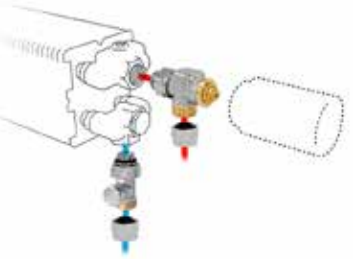

To the floor
Controls below
Flow on the outside
Automatic flow limiter (20 - 340 l/h)
Two pipe

		Thermostatic head	STRADA	LINEA PLUS	TEMPO	MINI WALL H 008	MINI WALL H 013 < 028	KNOCKONWOOD	INSTALLATION IN A WALL RECESS	MINI FREESTANDING H 008	MINI FREESTANDING H 013 < 028	LNEA PLUS FREESTANDING	TEMPO FREESTANDING	STRADA HYBRID	INSTALLATION IN A WALL RECESS HYBRID
Heating only															
COLO GF2 AW 4...	AW		✓	✓	✓	-	✓	✓	✓	-	✓	✓	✓	✓	✓
COLO GF2 AB 4...	AB		✓	✓	✓	-	✓	✓	✓	-	✓	✓	✓	✓	✓
COLO GF2 AC 4...	AC		✓	✓	✓	-	✓	✓	✓	-	✓	✓	✓	✓	✓
COLO GF2 JH 4...	JH		✓	✓	✓	-	✓	✓	✓	-	✓	✓	✓	✓	✓
COLO GF2 JW 4...	JW		✓	✓	✓	-	✓	✓	✓	-	✓	✓	✓	✓	✓
Heating and cooling															
COLO GF2 AW **5**...	AW	+	✓	✓	✓	-	✓	✓	✓	-	✓	✓	✓	✓	✓
COLO GF2 AB **5**...	AB	+	✓	✓	✓	-	✓	✓	✓	-	✓	✓	✓	✓	✓
COLO GF2 HC **5**...	HC		-	-	-	-	-	-	-	-		-	-	✓	✓
Manual															
COLO GF2 MA 4...	MA		✓	✓	✓	-	✓	✓	✓	-	✓	✓	✓	✓	✓

Fill in sleeve coupling code

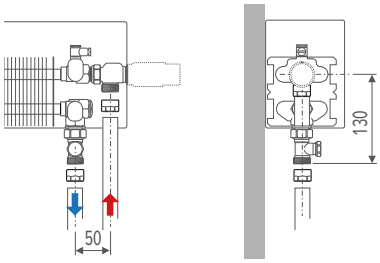

SLEEVE COUPLINGS EUROCONE

Ordering example
Add the code of the connection set to the clamp couplings code. These depend on the type of pipe that was used and its Ø. Included in the price of the connections sets.

connection set code	*sleeve coupling code*
COLO JF2 JW 4	**112**

Precision metal tube

CODE	TUBE Ø
112	12/1
114	14/1
115	15/1
116	16/1
118	18/1

Synthetic or RPE/ALU

CODE	TUBE Ø
612	12/2
614	14/2
616	16/2
618	18/2

CODE	TUBE Ø
615	15/2.5
619	16/1.5
620	20/2

CONNECTION SETS EUROCONE

SET 275	Thermostatic head	LINEA PLUS	TEMPO	MINI WALL H 008	MINI WALL H 013 < 028	INSTALLATION IN A WALL RECESS	INSTALLATION IN A WALL RECESS HYBRID	ECOREVIVA HYBRID
Heating only								
COLO REE AW 4...	AW	✓	✓	-	✓	✓	✓	✓
COLO REE AB 4...	AB	✓	✓	-	✓	✓	✓	✓
COLO REE AC 4...	AC	✓	✓	-	✓	✓	✓	✓
COLO REE JH 4...	JH	✓	✓	-	✓	✓	✓	✓
COLO REE JW 4...	JW	✓	✓	-	✓	✓	✓	✓
Heating and cooling								
COLO REE AW **5**...	AW	✓	✓	-	✓	✓	✓	✓
COLO REE AB **5**...	AB	✓	✓	-	✓	✓	✓	✓
COLO REE HC **5**...	HC	-	-	-	-	-	✓	✓
Manual								
COLO REE MA 4...	MA	✓	✓	-	✓	✓	✓	✓

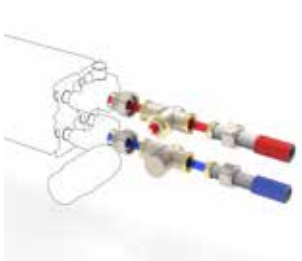

To the wall
Automatic flow limiter (0.01 - 0.34)
Two pipe

Fill in sleeve coupling code

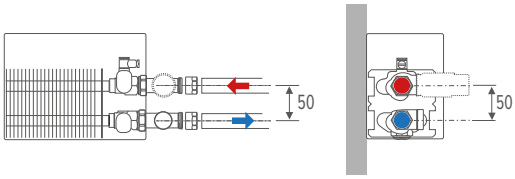

SLEEVE COUPLINGS EUROCONE

ORDERING EXAMPLE
Add the code of the connection set to the clamp couplings code. These depend on the type of pipe that was used and its Ø. Included in the price of the connections sets.

connection set code	*sleeve coupling code*
COLO SW2 JW 4	**112**

Precision metal tube

CODE	TUBE Ø
112	12/1
114	14/1
115	15/1
116	16/1
118	18/1

Synthetic or RPE/ALU

CODE	TUBE Ø
612	12/2
614	14/2
616	16/2
618	18/2

CODE	TUBE Ø
615	15/2.5
619	16/1.5
620	20/2

CONNECTION SETS 1/2”

SET 75	Thermostatic head		LINEA PLUS	TEMPO	MINI WALL H 008	MINI WALL H 013 < 028	INSTALLATION IN A WALL RECESS	INSTALLATION IN A WALL RECESS HYBRID	ECOREVIVA HYBRID
Heating only									
COLO REG AW 0	AW		✓	✓	-	✓	✓	✓	✓
COLO REG AB 0	AB		✓	✓	-	✓	✓	✓	✓
COLO REG AC 0	AC		✓	✓	-	✓	✓	✓	✓
COLO REG JH 0	JH		✓	✓	-	✓	✓	✓	✓
COLO REG JW 0	JW		✓	✓	-	✓	✓	✓	✓
Heating and cooling									
COLO REG HC 0	HC		-	-	-	-	-	✓	✓
Manual									
COLO REG MA 0	MA		✓	✓	-	✓	✓	✓	✓

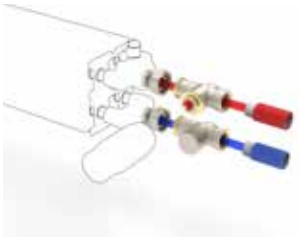

To the wall
Automatic flow limiter (0.01 - 0.34)
Two pipe

Fill in sleeve coupling code

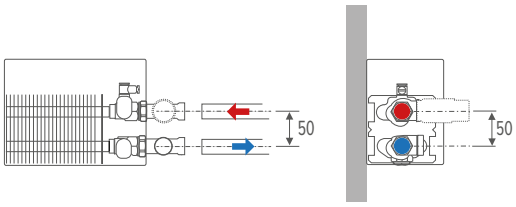

CONNECTION SETS EUROCONE

CONNECTION INSIDE THE FLOOR UNIT

SET 271

Trench-heating
Kv 0.1 - 0.6 m^3/h at $\Delta p = 1$ bars
KVS 0.8
Two pipe

Thermostatic head			€	MINI CANAL H009	MINI CANAL H011	MINI CANAL H014	MINI CANAL H019	MINI CANAL PRO H009	MINI CANAL PRO H011	MINI CANAL PRO H014	MINI CANAL PRO H019	MINI CANAL HYBRID H014
Heating only												
COMC JH2 AB 4...	AB		**84**	✓	✓	-	-	✓	✓	-	-	-
COMC JH2 RD 4...	RD		**195**	✓	✓	-	-	✓	✓	-	-	-
COMC JH2 RW 4...	RW		**153**	✓	✓	-	-	✓	✓	-	-	-
Heating and cooling												
COMC JH2 24 4...	24 (24 VDC)		**94**	✓	✓	-	-	✓	✓	-	-	-
COMC JH2 23 4...	23 (230 VAC)		**94**	✓	✓	-	-	✓	✓	-	-	-
Manual												
COMC JH2 MA 4...	MA		**52**	✓	✓	-	-	✓	✓	-	-	-

Fill in sleeve coupling code

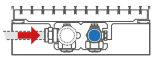

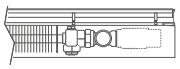

SET 272

Trench-heating
Kv 0.1 - 0.6 m^3/h at $\Delta p = 1$ bars
KVS 0.8
Two pipe

Thermostatic head			MINI CANAL H009	MINI CANAL H011	MINI CANAL H014	MINI CANAL H019	MINI CANAL PRO H009	MINI CANAL PRO H011	MINI CANAL PRO H014	MINI CANAL PRO H019	MINI CANAL HYBRID H014
Heating *											
COMC JV2 AB 4 ..	AB		-	-	✓	✓	-	-	✓	✓	✓
COMC JV2 RD 4 ..	RD		-	-	✓	✓	-	-	✓	✓	✓
COMC JV2 RW 4 ..	RW		-	-	✓	✓	-	-	✓	✓	✓
Heating and cooling											
COMC JV2 MA 4 ..	MA		-	-	✓	✓	-	-	✓	✓	✓
COMC JV2 24 4 ..	24 (24 VDC)		-	-	✓	✓	-	-	✓	✓	✓
COMC JV2 23 4 ..	23 (230 VAC)		-	-	✓	✓	-	-	✓	✓	✓

Fill in sleeve coupling code

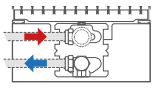

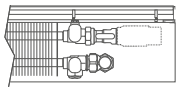

SLEEVE COUPLINGS EUROCONE

ORDERING EXAMPLE
Add the code of the connection set to the clamp couplings code. These depend on the type of pipe that was used and its Ø. Included in the price of the connections sets.

connection set code	*sleeve coupling code*
COMC JH2 AB 4	**112**

Precision metal tube

CODE	TUBE Ø
112	12/1
114	14/1
115	15/1
116	16/1
118	18/1

Synthetic or RPE/ALU

CODE	TUBE Ø
612	12/2
614	14/2
616	16/2
618	18/2

CONNECTION SETS EUROCONE

TO THE WALL

			BRIZA 12 1st heat exchanger	BRIZA 12 2nd heat exchanger	BRIZA 22 1st heat exchanger	BRIZA 22 2nd heat exchanger	BRIZA 26 1st heat exchanger	BRIZA 26 2nd heat exchanger
SET 295	**Thermostatic head**							
	Heating and cooling							
	CODY SC5 24 4 ..	24 (24 VDC)	✓	✓	-	-	-	-
	CODY SC5 23 4 ..	23 (230 VAC)	✓	✓	-	-	-	-
	Fill in sleeve coupling code							
To the wall Kv 0.1 - 0.6 m^3/h at $\Delta p = 1$ bars KVS 0.8 Two pipe								
SET 290	**Thermostatic head**							
	Heating and cooling							
	CODY LOC 00 4 ..		✓	✓	-	-	-	-
	Fill in sleeve coupling code							
To the wall Kv 0.15 - 1.35 m^3/h at $\Delta p = 1$ bars Two pipe								

SLEEVE COUPLINGS EUROCONE

ORDERING EXAMPLE

Add the code of the connection set to the clamp couplings code. These depend on the type of pipe that was used and its Ø. Included in the price of the connections sets.

connection set code	*sleeve coupling code*
CODY SC5 24 4	**112**

Precision metal tube

CODE	TUBE Ø
112	12/1
114	14/1
115	15/1
116	16/1
118	18/1

Synthetic or RPE/ALU

CODE	TUBE Ø
612	12/2
614	14/2
616	16/2
618	18/2

CODE	TUBE Ø
615	15/2.5
619	16/1.5
620	20/2

CONNECTION SETS EUROCONE

		Thermostatic head	BRIZA 12 1st heat exchanger	BRIZA 12 2nd heat exchanger	BRIZA 22 1st heat exchanger	BRIZA 22 2nd heat exchanger	BRIZA 26 1st heat exchanger	BRIZA 26 2nd heat exchanger	BRIZA XS NET ZERO	BRIZA S NET ZERO S
SET 98										
		Heating and cooling								
	CODY WA4 24 0	24 (24 VDC)	-	-	-	✓	-	✓	-	-
	CODY WA4 23 0	23 (230 VAC)	-	-	-	✓	-	✓	-	-
Kv 1.5 m^3/h at $\Delta p = 1$ bars Without default setting Two pipe										
SET 99										
		Heating and cooling								
	CODY LOM 00 0		-	-	-	✓	-	✓	-	-
Kv 0.15 - 1.35 m^3/h at $\Delta p = 1$ bars Two pipe										
SET 289		**Thermostatic head**								
		Heating and cooling								
	CODY B18 10 4 ..	10 (0...10VDC)	-	-	-	-	-	-	✓	✓
	CODY B18 23 4...	23 (230 VAC)	-	-	-	-	-	-	✓	✓
	CODY B18 24 4...	24 (24 VDC)	-	-	-	-	-	-	✓	✓
To the floor Two pipe stainless steel flexible connections 1/2": Order separately										
SET 288										
		Heating and cooling								
	CODY LO1 00 4...		-	-	-	-	-	-	✓	✓
To the floor Two pipe stainless steel flexible connections 1/2": Order separately										

SLEEVE COUPLINGS EUROCONE

ORDERING EXAMPLE
Add the code of the connection set to the clamp couplings code. These depend on the type of pipe that was used and its Ø. Included in the price of the connections sets.

connection set code	*sleeve coupling code*
CODY AA4 24 4	**112**
CODY B18 24 4	**112**

Precision metal tube

CODE	TUBE Ø
112	12/1
114	14/1
115	15/1
116	16/1
118	18/1

Synthetic or RPE/ALU

CODE	TUBE Ø
612	12/2
614	14/2
616	16/2
618	18/2

CODE	TUBE Ø
615	15/2.5
619	16/1.5
620	20/2

CONNECTION SETS EUROCONE

FREEDOM

SET 294

To the floor
Kv 0.1 - 0.6 m^3/h at $\Delta p = 1$ bars
KVS 0.8
Two pipe

	Thermostatic head	
Heating and cooling		
CODY AA4 24 4 ..	24 (24 VDC)	✓
CODY AA4 10 4 ..	10 (0 ..10 VDC)	✓

Fill in sleeve coupling code

SET 291

To the floor
Kv 0.15 - 1.35 m^3/h at $\Delta p = 1$ bars
Two pipe

Heating and cooling	
CODY LOS 00 4 ..	✓

Fill in sleeve coupling code

SLEEVE COUPLINGS EUROCONE

ORDERING EXAMPLE
Add the code of the connection set to the clamp couplings code. These depend on the type of pipe that was used and its Ø. Included in the price of the connections sets.

connection set code	*sleeve coupling code*
CODY AA4 24 4	**112**

Precision metal tube

CODE	TUBE Ø
112	12/1
114	14/1
115	15/1
116	16/1
118	18/1

Synthetic or RPE/ALU

CODE	TUBE Ø
612	12/2
614	14/2
616	16/2
618	18/2

CODE	TUBE Ø
615	15/2.5
619	16/1.5
620	20/2

CONNECTION SETS EUROCONE

			CLIMA CANAL H08/10	CLIMA CANAL H13	CLIMA CANAL H19	CLIMA BEAM
SET 297	**Thermostatic head**					
	Heating and cooling					
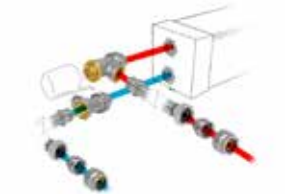	CODY JA4 24 4 ..	24 (24 VDC)	✓	✓	-	✓
	CODY JA4 10 4 ..	10 (0 ..10 VDC)	✓	✓	-	✓
		Fill in sleeve coupling code				
Kv 0.1 - 0.6 m^3/h at $\Delta p = 1$ bars KVS 0.8 Two pipe The connection hoses come with the unit						
SET 298	**Thermostatic head**					
	Heating and cooling					
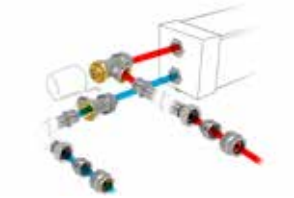	CODY WA4 24 4 ..	24 (24 VDC)	✓	✓	✓	✓
	CODY WA4 10 4 ..	10 (0 ..10 VDC)	✓	✓	✓	✓
		Fill in sleeve coupling code				
Kv 1.0 m^3/h at $\Delta p = 1$ bars Without default setting Two pipe The connection hoses come with the unit						
SET 299						
	Heating and cooling					
	CODY LOM 00 4 ..		✓	✓	✓	✓
		Fill in sleeve coupling code				
Kv 0.15 - 1.35 m^3/h at $\Delta p = 1$ bars Two pipe The connection hoses come with the unit						

SLEEVE COUPLINGS EUROCONE

ORDERING EXAMPLE

Add the code of the connection set to the clamp couplings code. These depend on the type of pipe that was used and its Ø. Included in the price of the connections sets.

connection set code	*sleeve coupling code*
CODY JA4 24 4	**112**

Precision metal tube

CODE	TUBE Ø
112	12/1
114	14/1
115	15/1
116	16/1
118	18/1

Synthetic or RPE/ALU

CODE	TUBE Ø
612	12/2
614	14/2
616	16/2
618	18/2

CODE	TUBE Ø
615	15/2.5
619	16/1.5
620	20/2

CONNECTION SETS DN20 G 3/4”

CLIMA BEAM

SET 303

Without sleeve couplings

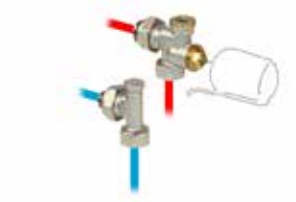

With sleeve couplings

Supply: Kv 3.4 m^3/h at Δp = 1 bars
Return: Kv 0 8 - 2.5 m^3/h at Δp = 1 bars
Two pipe

Thermostatic head		
Heating and cooling		
Without sleeve couplings		
CODY WAA 24 0	24 (24 VDC)	✓
CODY WAA 23 0	23 (230 VAC)	✓
With sleeve couplings		
CODY WAA 24 4 ...	24 (24 VDC)	✓
CODY WAA 23 4 ...	23 (230 VAC)	✓

Fill in sleeve coupling code

SET 304

Without sleeve couplings

With sleeve couplings

Kv 0 8 - 2.5 m^3/h at Δp = 1 bars
Two pipe

Thermostatic head		
Heating and cooling		
Without sleeve couplings		
CODY LOA 00 0		✓
With sleeve couplings		
CODY LOA 00 4 ...		✓

Fill in sleeve coupling code

SLEEVE COUPLINGS EUROCONE

ORDERING EXAMPLE
Add the code of the connection set to the clamp couplings code. These depend on the type of pipe that was used and its Ø. Included in the price of the connections sets.

connection set code	*sleeve coupling code*
CODY WAA 24 4	**112**

Precision metal tube

CODE	TUBE Ø
112	12/1
114	14/1
115	15/1
116	16/1
118	18/1

Synthetic or RPE/ALU

CODE	TUBE Ø
612	12/2
614	14/2
616	16/2
618	18/2

CODE	TUBE Ø
615	15/2.5
619	16/1.5
620	20/2

CONNECTION SETS DN20 G 3/4”

TO THE WALL

SET 301

Without sleeve couplings

With sleeve couplings

Supply: Kv 3.4 m^3/h at Δp = 1 bars
Return: Kv 0 8 - 2.5 m^3/h at Δp = 1 bars
Two pipe

Thermostatic head			BRIZA 12 1st heat exchanger	BRIZA 12 2nd heat exchanger	BRIZA 22 1st heat exchanger	BRIZA 22 2nd heat exchanger	BRIZA 26 1st heat exchanger	BRIZA 26 2nd heat exchanger	Briza XLNet Zero
Heating and cooling									
Without sleeve couplings									
CODY WAA 24 0	24 (24 VDC)		-	-	✓	-	✓	-	✓
CODY WAA 23 0	23 (230 VAC)		-	-	✓	-	✓	-	✓
With sleeve couplings									
CODY WAA 24 4 ...	24 (24 VDC)		-	-	✓	-	✓	-	✓
CODY WAA 23 4 ...	23 (230 VAC)		-	-	✓	-	✓	-	✓

Fill in sleeve coupling code

SET 302

Without sleeve couplings

With sleeve couplings

Kv 0 8 - 2.5 m^3/h at Δp = 1 bars
Two pipe

Thermostatic head								
Heating and cooling								
Without sleeve couplings								
CODY LO5 00 0		-	-	✓	-	✓	-	✓
With sleeve couplings								
CODY LO5 00 4 ...		-	-	✓	-	✓	-	✓

Fill in sleeve coupling code

SLEEVE COUPLINGS EUROCONE

ORDERING EXAMPLE

Add the code of the connection set to the clamp couplings code. These depend on the type of pipe that was used and its Ø. Included in the price of the connections sets.

connection set code	*sleeve coupling code*
CODY WAA 24 4	**112**

Precision metal tube

CODE	TUBE Ø
112	12/1
114	14/1
115	15/1
116	16/1
118	18/1

Synthetic or RPE/ALU

CODE	TUBE Ø
612	12/2
614	14/2
616	16/2
618	18/2

CODE	TUBE Ø
615	15/2.5
619	16/1.5
620	20/2

CONNECTION SETS M24

TO THE WALL WITH JAGA PRO VALVE

** Also suited for Light Cooling when combined with adaptor 5090 1114.*

SET 11

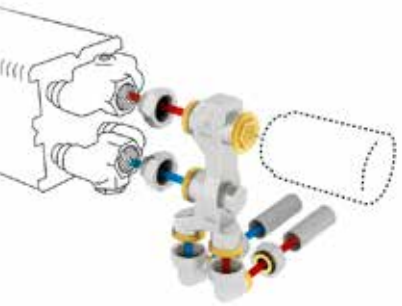

To the wall
Controls below
Flow on the outside
Kv 0.07 - 0.6 m^3/h at Δp = 1 bars
KVS 0.8
Two pipe

Thermostatic head			STRADA	LINEA PLUS	TEMPO	MINI WALL H 008	MINI WALL H 013 < 028	KNOCKONWOOD	INSTALLATION IN A WALL RECESS	MINI FREESTANDING H 008	MINI FREESTANDING H 013 < 028	LNEA PLUS FREESTANDING	TEMPO FREESTANDING	STRADA HYBRID	INSTALLATION IN A WALL RECESS HYBRID
Heating *															
COLO PW2 JW 3...	JW		✓	✓	✓	-	✓	✓	✓	-	-	-	-	✓	✓
COLO PW2 AC 3...	AC		✓	✓	✓	-	✓	✓	✓	-	-	-	-	✓	✓
COLO PW2 AW 3...	AW		✓	✓	✓	-	✓	✓	✓	-	-	-	-	✓	✓
COLO PW2 AS 3...	AS		✓	✓	✓	-	✓	✓	✓	-	-	-	-	✓	✓
COLO PW2 AB 3...	AB		✓	✓	✓	-	✓	✓	✓	-	-	-	-	✓	✓
COLO PW2 JH 3...	JH		✓	✓	✓	-	✓	✓	✓	-	-	-	-	✓	✓
Heating and cooling															
COLO PW2 MA 3...	MA		✓	✓	✓	-	✓	✓	✓	-	-	-	-	✓	✓
COLO PW2 HC 3...	HC		-	-	-	-	-	-	-	-	-	-	-	✓	✓

Fill in sleeve coupling code

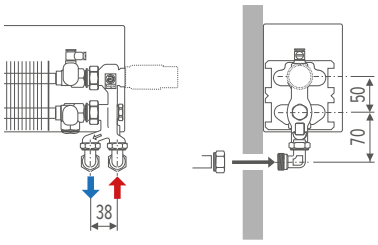

SET 13

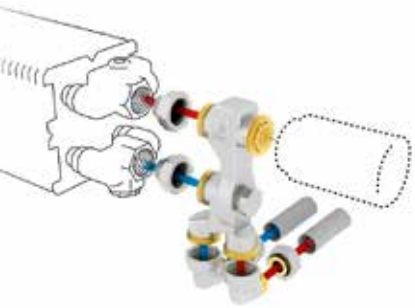

To the wall
Controls below
Flow on the outside
Kv 0.07 - 0.6 m^3/h at Δp = 1 bars
KVS 0.8
One pipe

Thermostatic head															
Heating *															
COLO PW1 JW 3...	JW		✓	✓	✓	-	✓	✓	✓	-	-	-	-	✓	✓
COLO PW1 AC 3...	AC		✓	✓	✓	-	✓	✓	✓	-	-	-	-	✓	✓
COLO PW1 AW 3...	AW		✓	✓	✓	-	✓	✓	✓	-	-	-	-	✓	✓
COLO PW1 AS 3...	AS		✓	✓	✓	-	✓	✓	✓	-	-	-	-	✓	✓
COLO PW1 AB 3...	AB		✓	✓	✓	-	✓	✓	✓	-	-	-	-	✓	✓
COLO PW1 JH 3...	JH		✓	✓	✓	-	✓	✓	✓	-	-	-	-	✓	✓
Heating and cooling															
COLO PW1 MA 3...	MA		✓	✓	✓	-	✓	✓	✓	-	-	-	-	✓	✓
COLO PW1 HC 3...	HC		-	-	-	-	-	-	-	-	-	-	-	✓	✓

Fill in sleeve coupling code

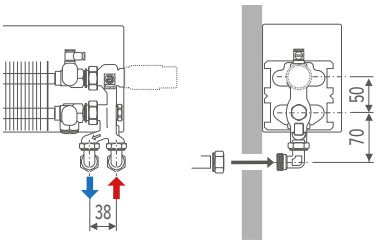

SLEEVE COUPLING CODES M24

ORDERING EXAMPLE

Add the code of the connection set to the clamp couplings code. These depend on the type of pipe that was used and its Ø. Included in the price of the connections sets.

connection set code	*sleeve coupling code*
COLO PW2 JW 3	**110**

Precision metal tube

CODE	TUBE Ø
110	10/1
112	12/1
114	14/1
115	15/1
116	16/1
118	18/1

Synthetic

CODE	TUBE Ø
212	12/2
214	14/2
219	16/1.5
216	16/2
217	17/2
218	18/2

VPE/ALU

CODE	TUBE Ø
314	14/2
316	16/2
326	16/2.2
318	18/2

Steel tube for c.h.

CODE	TUBE Ø
501	M24 x 1/2”
503	M24 x 3/8”

jaga

CONNECTION SETS M24

TO THE FLOOR WITH JAGA PRO VALVE

** Also suited for Light Cooling when combined with adaptor 5090 1114.*

SET 12

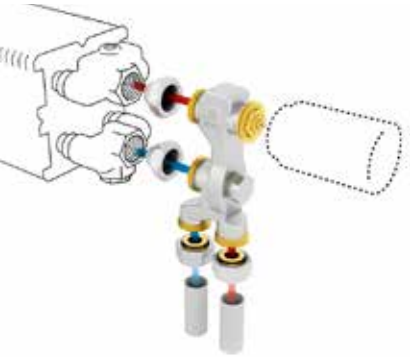

To the floor
Controls below
Flow on the outside
Kv 0.07 - 0.6 m^3/h at $\Delta p = 1$ bars
KVS 0.8
Two pipe

Thermostatic head		STRADA	LINEA PLUS	TEMPO	MINI WALL H 008	MINI WALL H 013 < 028	KNOCKONWOOD	INSTALLATION IN A WALL RECESS	MINI FREESTANDING H 008	MINI FREESTANDING H 013 < 028	LNEA PLUS FREESTANDING	TEMPO FREESTANDING	STRADA HYBRID	INSTALLATION IN A WALL RECESS HYBRID
Heating *														
COLO PF2 JW 3...	JW	✓	✓	✓	-	✓	✓	✓	-	✓	✓	✓	✓	✓
COLO PF2 AC 3...	AC	✓	✓	✓	-	✓	✓	✓	-	✓	✓	✓	✓	✓
COLO PF2 AW 3...	AW	✓	✓	✓	-	✓	✓	✓	-	✓	✓	✓	✓	✓
COLO PF2 AS 3...	AS	✓	✓	✓	-	✓	✓	✓	-	✓	✓	✓	✓	✓
COLO PF2 AB 3...	AB	✓	✓	✓	-	✓	✓	✓	-	✓	✓	✓	✓	✓
COLO PF2 JH 3...	JH	✓	✓	✓	-	✓	✓	✓	-	✓	✓	✓	✓	✓
Heating and cooling														
COLO PF2 MA 3...	MA	✓	✓	✓	-	✓	✓	✓	-	✓	✓	✓	✓	✓
COLO PF2 HC 3...	HC	-	-	-	-	-	-	-	-		-	-	✓	✓

Fill in sleeve coupling code

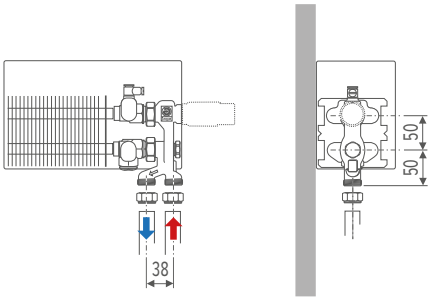

SET 14

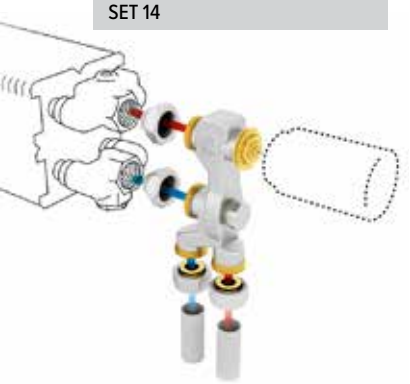

To the floor
Controls below
Flow on the outside
Kv 0.07 - 0.6 m^3/h at $\Delta p = 1$ bars
KVS 0.8
One pipe

Thermostatic head		STRADA	LINEA PLUS	TEMPO	MINI WALL H 008	MINI WALL H 013 < 028	KNOCKONWOOD	INSTALLATION IN A WALL RECESS	MINI FREESTANDING H 008	MINI FREESTANDING H 013 < 028	LNEA PLUS FREESTANDING	TEMPO FREESTANDING	STRADA HYBRID	INSTALLATION IN A WALL RECESS HYBRID
Heating *														
COLO PF1 JW 3...	JW	✓	✓	✓	-	✓	✓	✓	-	✓	✓	✓	✓	✓
COLO PF1 AC 3...	AC	✓	✓	✓	-	✓	✓	✓	-	✓	✓	✓	✓	✓
COLO PF1 AW 3...	AW	✓	✓	✓	-	✓	✓	✓	-	✓	✓	✓	✓	✓
COLO PF1 AS 3...	AS	✓	✓	✓	-	✓	✓	✓	-	✓	✓	✓	✓	✓
COLO PF1 AB 3...	AB	✓	✓	✓	-	✓	✓	✓	-	✓	✓	✓	✓	✓
COLO PF1 JH 3...	JH	✓	✓	✓	-	✓	✓	✓	-	✓	✓	✓	✓	✓
Heating and cooling														
COLO PF1 MA 3...	MA	✓	✓	✓	-	✓	✓	✓	-	✓	✓	✓	✓	✓
COLO PF1 HC 3...	HC	-	-	-	-	-	-	-	-		-	-	✓	✓

Fill in sleeve coupling code

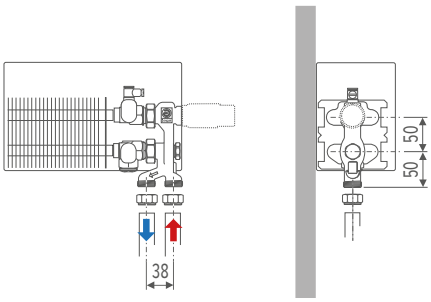

SLEEVE COUPLING CODES M24

ORDERING EXAMPLE

Add the code of the connection set to the clamp couplings code. These depend on the type of pipe that was used and its Ø. Included in the price of the connections sets.

connection set code	*sleeve coupling code*
COLO PF2 JW 3	**110**

Precision metal tube

CODE	TUBE Ø
110	10/1
112	12/1
114	14/1
115	15/1
116	16/1
118	18/1

Synthetic

CODE	TUBE Ø
212	12/2
214	14/2
219	16/1.5
216	16/2
217	17/2
218	18/2

VPE/ALU

CODE	TUBE Ø
314	14/2
316	16/2
326	16/2.2
318	18/2

Steel tube for c.h.

CODE	TUBE Ø
501	M24 x 1/2”
503	M24 x 3/8”

CONNECTION SETS M24

TO THE WALL WITH JAGA VALVE

** Also suited for Light Cooling when combined with adaptor 5090 1114.*

SET 25

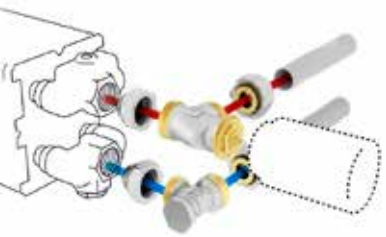

To the wall
Controls below
Kv 0.1 - 0.6 m^3/h at $\Delta p = 1$ bars
KVS 0.8
Two pipe

Thermostatic head		STRADA TYPE 06	STRADA TYPE 10 < 21	LINEA PLUS	TEMPO	MINI WALL H 008	MINI WALL H 013 < 028	KNOCKONWOOD TYPE 06	KNOCKONWOOD TYPE 10 < 21	INSTALLATION IN A WALL RECESS	MINI FREESTANDING	LNEA PLUS FREESTANDING	TEMPO FREESTANDING	STRADA HYBRID	INSTALLATION IN A WALL RECESS HYBRID
Heating *															
COLO SW2 JW 3...	JW	✓	✓	✓	✓	-	-	✓	✓	✓	-	-	-	✓	✓
COLO SW2 AC 3...	AC	✓	✓	✓	✓	-	-	✓	✓	✓	-	-	-	✓	✓
COLO SW2 AW 3...	AW	✓	✓	✓	✓	-	-	✓	✓	✓	-	-	-	✓	✓
COLO SW2 AS 3...	AS	✓	✓	✓	✓	-	-	✓	✓	✓	-	-	-	✓	✓
COLO SW2 AB 3...	AB	✓	✓	✓	✓	-	-	✓	✓	✓	-	-	-	✓	✓
COLO SW2 JH 3...	JH	✓	✓	✓	✓	-	-	✓	✓	✓	-	-	-	✓	✓
Heating and cooling															
COLO SW2 MA 3...	MA	✓	✓	✓	✓	-	-	✓	✓	✓	-	-	-	✓	✓
COLO SW2 HC 3...	HC	-	-	-	-	-	-	-	-	-	-	-	-	✓	✓

Fill in sleeve coupling code

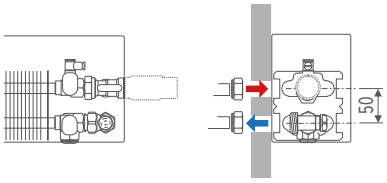

SLEEVE COUPLING CODES M24

ORDERING EXAMPLE
Add the code of the connection set to the clamp couplings code. These depend on the type of pipe that was used and its Ø. Included in the price of the connections sets.

connection set code	*sleeve coupling code*
COLO SW2 JW 3	**110**

Precision metal tube

CODE	TUBE Ø
110	10/1
112	12/1
114	14/1
115	15/1
116	16/1
118	18/1

Synthetic

CODE	TUBE Ø
212	12/2
214	14/2
219	16/1.5
216	16/2
217	17/2
218	18/2

RPE/ALU

CODE	TUBE Ø
314	14/2
316	16/2
326	16/2.2
318	18/2

Steel tube for c.h.

CODE	TUBE Ø
501	M24 x 1/2”
503	M24 x 3/8”

CONNECTION SETS M24

TO THE WALL

** Also suited for Light Cooling when combined with adaptor 5090 1114.*

SET 28

To the wall
Controls below
Connection on the right
Kv 0.1 - 0.6 m^3/h at $\Delta p = 1$ bars
KVS 0.8
Two pipe

The radiator does not require an opening for the thermostatic head: please add 00 to end of radiator ordering code.
Ex.: STRW 050 100 16 **00**

Thermostatic head		STRADA	LINEA PLUS	TEMPO	MINI WALL	KNOCKONWOOD	INSTALLATION IN A WALL RECESS	MINI FREESTANDING	LNEA PLUS FREESTANDING	TEMPO FREESTANDING	STRADA HYBRID	INSTALLATION IN A WALL RECESS HYBRID
Heating *												
COLO HWR RD 3....	RD	✓	✓	✓	-	✓	✓	-	-	-	✓	✓
COLO HWR RW 3....	RW	✓	✓	✓	-	✓	✓	-	-	-	✓	✓
Heating and cooling												
COLO HWR MA 3....	MA	✓	✓	✓	-	✓	✓	-	-	-	✓	✓
COLO HWR 24 3....	24 (24 VDC)	✓	✓	✓	-	✓	✓	-	-	-	✓	✓
COLO HWR 23 3....	23 (230 VAC)	✓	✓	✓	-	✓	✓	-	-	-	✓	✓

Fill in sleeve coupling code

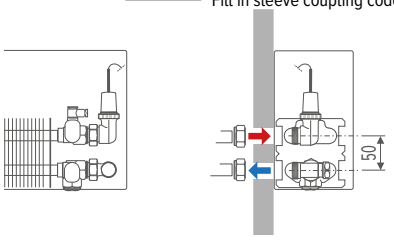

SET 29

To the wall
Controls below
Connection on the left
Kv 0.1 - 0.6 m^3/h at $\Delta p = 1$ bars
KVS 0.8
Two pipe

The radiator does not require an opening for the thermostatic head: please add 00 to end of radiator ordering code.
ex.: STRW 050 100 16 **00**

Thermostatic head		STRADA	LINEA PLUS	TEMPO	MINI WALL	KNOCKONWOOD	INSTALLATION IN A WALL RECESS	MINI FREESTANDING	LNEA PLUS FREESTANDING	TEMPO FREESTANDING	STRADA HYBRID	INSTALLATION IN A WALL RECESS HYBRID
Heating *												
COLO HWL RD 3....	RD	✓	✓	✓	-	✓	✓	-	-	-	✓	✓
COLO HWL RW 3....	RW	✓	✓	✓	-	✓	✓	-	-	-	✓	✓
Heating and cooling												
COLO HWL MA 3....	MA	✓	✓	✓	-	✓	✓	-	-	-	✓	✓
COLO HWL 24 3....	24 (24 VDC)	✓	✓	✓	-	✓	✓	-	-	-	✓	✓
COLO HWL 23 3....	23 (230 VAC)	✓	✓	✓	-	✓	✓	-	-	-	✓	✓

Fill in sleeve coupling code

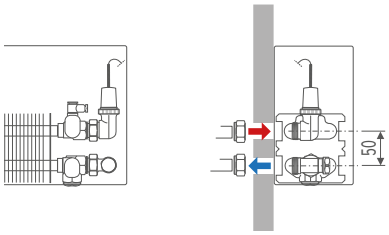

SLEEVE COUPLING CODES M24

ORDERING EXAMPLE
Add the code of the connection set to the clamp couplings code. These depend on the type of pipe that was used and its Ø. Included in the price of the connections sets.

connection set code	*sleeve coupling code*
COLO HWR RD 3	**110**

Precision metal tube

CODE	TUBE Ø
110	10/1
112	12/1
114	14/1
115	15/1
116	16/1
118	18/1

Synthetic

CODE	TUBE Ø
212	12/2
214	14/2
219	16/1.5
216	16/2
217	17/2
218	18/2

RPE/ALU

CODE	TUBE Ø
314	14/2
316	16/2
326	16/2.2
318	18/2

Steel tube for c.h.

CODE	TUBE Ø
501	M24 x 1/2”
503	M24 x 3/8”

CONNECTION SETS EUROCONE

SET 143



To the wall or the floor
Automatic flow limiter (0.01 - 0.34)

	Thermostatic head		VERTIGA HYBRID	VERTILINA HYBRID
Heating only				
COLO MHG AW 4...	AW		✓	✓
COLO MHG AB 4...	AB		✓	✓
COLO MHG AC 4...	AC		✓	✓
COLO MHG JH 4...	JH		✓	✓
COLO MHG JW 4...	JW		✓	✓
Heating and cooling				
COLO MHG AW **5**...	AW		✓	✓
COLO MHG AB **5**...	AB	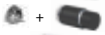	✓	✓
COLO MHG HC **5**...	HC		✓	✓
COLO MHG 24 **5**...	24 (24 VDC)			✓
COLO MHG 23 **5**...	23 (230 VAC)			✓
Manual				
COLO MHG MA 4...	MA		✓	✓

Fill in sleeve coupling code

SLEEVE COUPLINGS EUROCONE

ORDERING EXAMPLE
Add the code of the connection set to the clamp couplings code. These depend on the type of pipe that was used and its Ø. Included in the price of the connections sets.

connection set code	*sleeve coupling code*
COLO MHG AW 4	**112**

Precision metal tube

CODE	TUBE Ø
112	12/1
114	14/1
115	15/1
116	16/1
118	18/1

Synthetic or RPE/ALU

CODE	TUBE Ø
612	12/2
614	14/2
616	16/2
618	18/2

CODE	TUBE Ø
615	15/2.5
619	16/1.5
620	20/2

CONNECTION SETS M24

** Also suited for Light Cooling when combined with adaptor 5090 1114.*

SET 41

To the wall
Two pipe: Kv 0.29 - 1.61 m^3/h at $\Delta p = 1$ bars
KVS 1.65
One pipe: Kv 1.50 - 2.20 m^3/h at $\Delta p = 1$ bars
KVS 2.20

Thermostatic head			VERTIGA HYBRID	VERTILINA HYBRID
Heating *				
CODE PW3 AC 1...	AC		✓	✓
CODE PW3 AW 1...	AW		✓	✓
CODE PW3 AS 1...	AS		✓	✓
CODE PW3 AB 1...	AB		✓	✓
Heating and cooling				
CODE PW3 HC 1...	HC		✓	✓

Fill in sleeve coupling code

** Also suited for Light Cooling when combined with adaptor 5090 1114.*

SET 42

To the floor
Two pipe: Kv 0.29 - 1.61 m^3/h at $\Delta p = 1$ bars
KVS 1.65
One pipe: Kv 1.50 - 2.20 m^3/h at $\Delta p = 1$ bars
KVS 2.20

Thermostatic head				
Heating *				
CODE PF3 AC 1...	AC		✓	✓
CODE PF3 AW 1...	AW		✓	✓
CODE PF3 AS 1...	AS		✓	✓
CODE PF3 AB 1...	AB		✓	✓
Heating and cooling				
CODE PF3 HC 1...	HC		✓	✓

Fill in sleeve coupling code

SLEEVE COUPLING CODES M24

ORDERING EXAMPLE
Add the code of the connection set to the clamp couplings code. These depend on the type of pipe that was used and its Ø. Included in the price of the connections sets.

connection set code	*sleeve coupling code*
CODE PF3 AC 1	**110**

Precision metal tube

CODE	TUBE Ø
110	10/1
112	12/1
114	14/1
115	15/1
118	18/1

Synthetic

CODE	TUBE Ø
212	12/2
219	16/1.5
216	16/2
217	17/2
218	18/2

RPE/ALU

CODE	TUBE Ø
314	14/2
316	16/2
326	16/2.2
318	18/2

Steel tube for c.h.

CODE	TUBE Ø
501	M24 x 1/2”
503	M24 x 3/8”

jaga

CLIMATE
DESIGNERS

SEPERATE VALVES

JAGA H-VALVE 3/4” EUROCONE

- connection 3/4” Eurocone male thread
- one pipe and two pipe
- default setting in 6 steps
- 2 integrated lockshields and lockable by-pass
- with screw thread M30 x 1.5 (Heimeier compatible)
- with synthetic spindle protection for setting on site
- not suitable for Strada type 06, Knockonwood type 06 connection to the wall

standard kv-value two pipe: 0.10 to 0.60 m^3/h
reduced kv-value two pipe: 0.045 to 0.32 m^3/h
one pipe: 25% to 100%

ADJUSTING THE H-BLOCK (ONE PIPE - TWO PIPE): SEE PAGE XXX

TO THE WALL - STRAIGHT

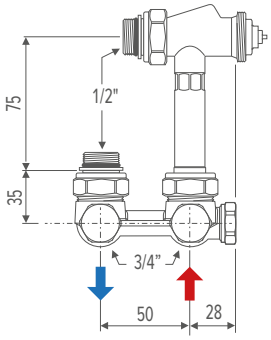

CODE		SET 103	SET 104	SET 113	SET 114	SET 117	SET 118
5094 524	Standard Kv	✓	-	-	-	-	-
5094 544	Reduced Kv	-	-	-	-	-	-

TO THE WALL - ANGLED

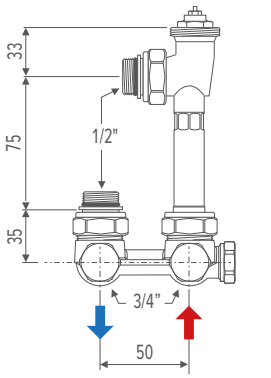

CODE		SET 103	SET 104	SET 113	SET 114	SET 117	SET 118
5094 534	Standard Kv	-	-	✓	-	✓	-
5094 554	Reduced Kv	-	-	-	-	-	-

The Jaga angled valve is only suited for use with a sensor or remote thermostatic radiator valve, or central control system (manual radiator valve).

TO THE FLOOR - STRAIGHT

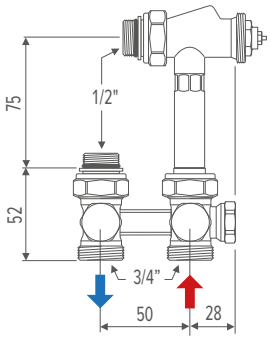

CODE		SET 103	SET 104	SET 113	SET 114	SET 117	SET 118
5094 525	Standard Kv	-	✓	-	-	-	-
5094 545	Reduced Kv	-	-	-	-	-	-

TO THE FLOOR - ANGLED

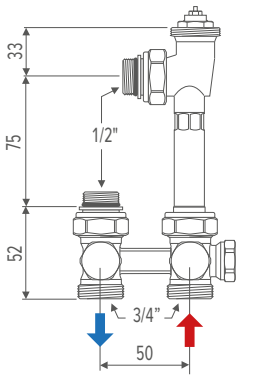

CODE		SET 103	SET 104	SET 113	SET 114	SET 117	SET 118
5094 535	Standard Kv	-	-	-	✓	-	✓
5094 555	Reduced Kv	-	-	-	-	-	-

The Jaga angled valve is only suited for use with a sensor or remote thermostatic radiator valve, or central control system (manual radiator valve).

JAGA CROSSFLOW VALVE 3/4” EUROCONE

- connection 3/4” Eurocone male thread
- two pipe
- default setting in 6 steps
- flow and return completely lockable
- with screw thread M30 x 1.5 (Heimeier compatible)
- with synthetic spindle protection for setting on site
- not suitable for Strada type 06, Knockonwood type 06 connection to the wall

standard kv-value: 0.10 to 0.60 m^3/h
reduced kv-value: 0.045 to 0.32 m^3/h

TO THE WALL - STRAIGHT

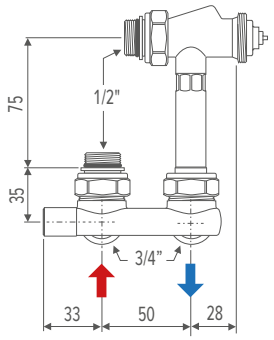

CODE		SET 101	SET 102	SET 111	SET 112	SET 115	SET 116
5094 522	Standard Kv	✓	-	-	-	-	-
5094 542	Reduced Kv	-	-	-	-	-	-

TO THE WALL - ANGLED

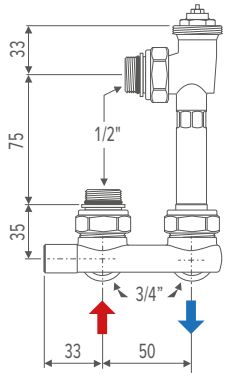

CODE		SET 101	SET 102	SET 111	SET 112	SET 115	SET 116
5094 532	Standard Kv	-	-	✓	-	✓	-
5094 552	Reduced Kv	-	-	-	-	-	-

The Jaga angled valve is only suited for use with a sensor or remote thermostatic radiator valve, or central control system (manual radiator valve).

TO THE FLOOR - STRAIGHT

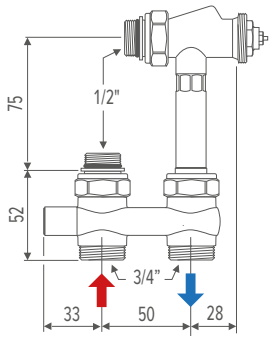

CODE		SET 101	SET 102	SET 111	SET 112	SET 115	SET 116
5094 523	Standard Kv	-	✓	-	-	-	-
5094 543	Reduced Kv	-	-	-	-	-	-

TO THE FLOOR - ANGLED

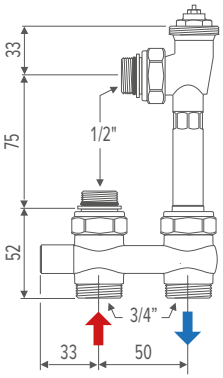

CODE		SET 101	SET 102	SET 111	SET 112	SET 115	SET 116
5094 533	Standard Kv	-	-	-	✓	-	✓
5094 553	Reduced Kv	-	-	-	-	-	-

The Jaga angled valve is only suited for use with a sensor or remote thermostatic radiator valve, or central control system (manual radiator valve).

JAGA VALVE 3/4” EUROCONE

- specially shortened thermostatic valve in order to be fully concealed within the casing
- connection 3/4” Eurocone male thread
- two pipe
- default setting in 6 steps
- with screw thread M30 x 1.5 (Heimeier compatible)
- with synthetic spindle protection for setting on site

standard kv-value: 0.10 to 0.60 m^3/h
reduced kv-value: 0.045 to 0.32 m^3/h *(identification: red coloured spindle protection)*

TO THE WALL OR THE FLOOR

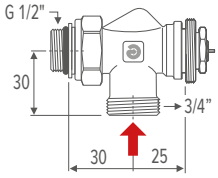

CODE		SET 222	SET 225	SET 271	SET 272	SET 295
5090 4407	Standard Kv	✓	✓	✓	✓	✓
5090 4406	Reduced Kv	-	-	-	-	-

JAGA VALVE 3/4” EUROCONE STRAIGHT

- connection 3/4” Eurocone male thread
- two pipe
- default setting in 6 steps
- with screw thread M30 x 1.5 (Heimeier compatible)
- with synthetic spindle protection for setting on site

standard kv-value: 0.10 to 0.60 m^3/h

STRAIGHT

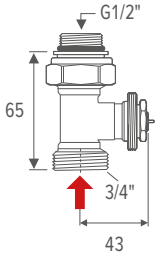

CODE	SET 222	SET 225	SET 226	SET 282	SET 285	SET 271	SET 272	SET 290	SET 291	SET 294	SET 295
5094 4430	-	-	-	-	-	-	-	-	-	✓	-

JAGA RETURN VALVES 3/4” EUROCONE

ANGLED

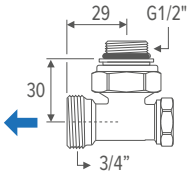

CODE	SET 222	SET 225	SET 226	SET 282	SET 285	SET 271	SET 272	SET 290	SET 291	SET 294	SET 295
5090 4111	-	✓	✓	-	✓	-	✓	-	-	-	-

STRAIGHT

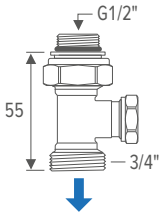

CODE	SET 222	SET 225	SET 226	SET 282	SET 285	SET 271	SET 272	SET 290	SET 291	SET 294	SET 295
5094 4431	✓	-	-	✓	-	✓	-	✓	✓	✓	✓

JAGA VALVE 3/4” EUROCONE

JAGA GAMPPER VARIO DP DYNAMIC VALVE 3/4” EUROCONE

- integrated automatic flow limiter, independent of the differential pressure
- easy and quick flow sizing without complicated calculations
- continuously balancing TRV between 1 (20 l/h) and 8 (340 l/h)
- specially shortened thermostatic valve in order to be fully concealed within the casing
- connection 3/4” Eurocone male thread
- two pipe
- 100 % closable
- with screw thread M30 x 1.5
- with Keymark certification
- tested to DIN EN 215
- with synthetic spindle protection for setting on site

SETTINGS

	1	1.5	2	2.25	2.5	2.75	3	3.25	3.5	3.75	4	4.25	4.5	4.75
l/h	20	25	35	40	45	55	65	80	90	100	115	135	145	160
P-BAND (K)	1	1	1	1	1	2	2	2	2	2	2	1	2	2

	5	5.25	5.5	5.75	6	6.25	6.5	6.75	7	7.25	7.5	7.75	8
l/h	170	185	200	215	230	245	260	275	290	300	315	330	340
P-BAND (K)	3	3	3	3	3	3	3	3	3	3	3	3	3

	CODE	SET 285	SET 282	SET 275
TO THE WALL OR THE FLOOR	5090 3407	✓	✓	-
HAAKS	5092 423	-	-	✓
RETOURVENTIEL RECHT	5092 421	-	-	✓

TO THE WALL OR THE FLOOR

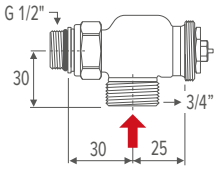

HAAKS

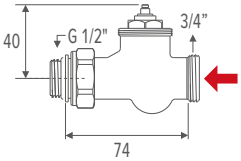

RETOURVENTIEL RECHT

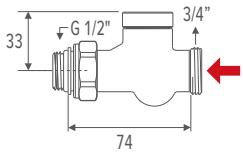

jaga

JAGA VALVE 1/2” FEMALE THREAD

JAGA GAMPPER VARIO DP DYNAMIC VALVE 1/2” FEMALE THREAD

- integrated automatic flow limiter, independent of the differential pressure
- easy and quick flow sizing without complicated calculations
- continuously balancing TRV between 1 (20 l/h) and 8 (340 l/h)
- specially shortened thermostatic valve in order to be fully concealed within the casing
- connection 1/2” female thread
- two pipe
- 100 % closable
- with screw thread M30 x 1.5
- with Keymark certification
- tested to DIN EN 215
- with synthetic spindle protection for setting on site

settings

	1	1.5	2	2.25	2.5	2.75	3	3.25	3.5	3.75	4	4.25	4.5	4.75
l/h	20	25	35	40	45	55	65	80	90	100	115	135	145	160
P-BAND (K)	1	1	1	1	1	2	2	2	2	2	2	1	2	2

	5	5.25	5.5	5.75	6	6.25	6.5	6.75	7	7.25	7.5	7.75	8
l/h	170	185	200	215	230	245	260	275	290	300	315	330	340
P-BAND (K)	3	3	3	3	3	3	3	3	3	3	3	3	3

	CODE	SET 181	SET 182	SET 183	SET 184	SET 75	SET 185	SET 186	SET 187	SET 188
TO THE WALL OR THE FLOOR	5090 3405	✓	✓	✓	✓	-	-	-	-	-
RECHT	5092 623	-	-	-	-	✓	-	-	-	-
HAAKS	5090 633	-	-	-	-	-	✓	✓	✓	✓
RETOURVENTIEL RECHT	5090 621	-	-	-	-	✓	-	-	-	-

TO THE WALL OR THE FLOOR

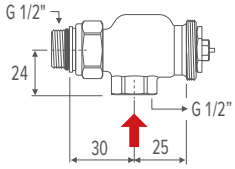

RECHT

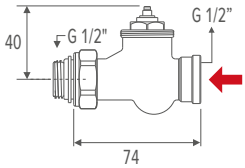

HAAKS

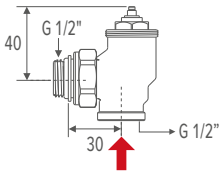

RETOURVENTIEL RECHT

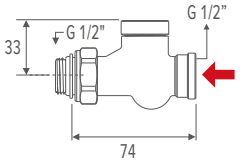

H-BLOCK WITH TAIL-PIECE 3/4” EUROCONE

- H-style lower connection block
- straight flow
- connection to radiator G1/2 M
- connection for G3/4 M Eurocone tube
- centre distance 50 mm
- for 1 pipe and 2 pipes
- KV 1 m^3/h at delta p 1 bar

	SET 185	SET 186	SET 187	SET 188
TO THE WALL				
CODE 5094 562	✓	✓	✓	✓
TO THE FLOOR				
CODE 5094 563	✓	✓	✓	✓

TO THE WALL

Right supply

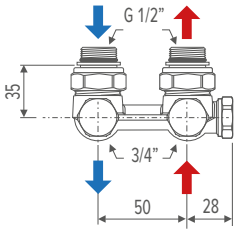

Left supply

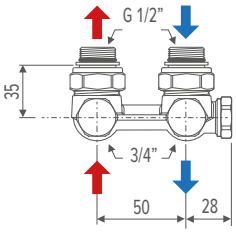

TO THE FLOOR

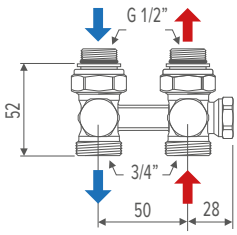

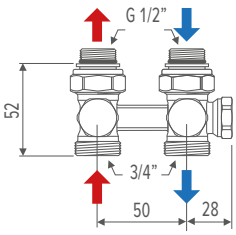

adjusting

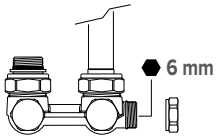

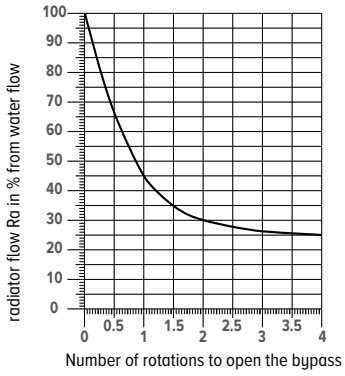

CROSS FLOW BLOCK WITH TAIL-PIECE 3/4” EUROCONE

- lower connection block
- cross-flow
- connection to radiator G1/2 M
- connection for G3/4 M Eurocone tube
- centre distance 50 mm
- for 2 pipes
- KV 1 m^3/h at delta p 1 bar

TO THE WALL				
CODE 5094 564	✓	✓	✓	✓
TO THE FLOOR				
CODE 5094 565	✓	✓	✓	✓

TO THE WALL

Right supply

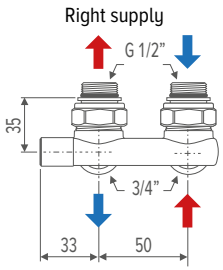

Left supply

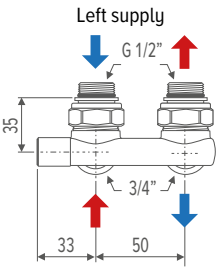

TO THE FLOOR

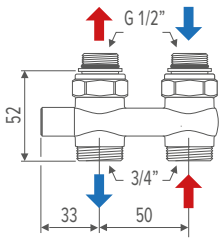

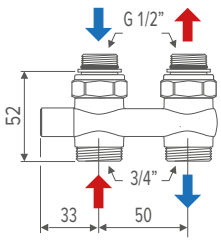

jaga

JAGA VALVE 1/2” FEMALE THREAD

- specially shortened thermostatic valve in order to be fully concealed within the casing
- connection 1/2” female thread
- two pipe
- default setting in 6 steps
- with screw thread M30 x 1.5 (Heimeier compatible)
- with synthetic spindle protection for setting on site

standard kv-value: 0.10 to 0.60 m^3/h
reduced kv-value: 0.045 to 0.32 m^3/h *(identification: red coloured spindle protection)*

TO THE WALL OR FLOOR

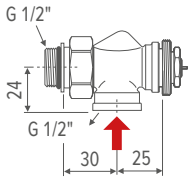

CODE		SET 298	SET 181	SET 182	SET 183	SET 184	SET 297	SET 298
5090 405	Standard Kv	-	-	-	-	-	✓	-
5090 404	Reduced Kv	-	-	-	-	-	-	-

JAGA VALVE 1/2” FEMALE THREAD WITHOUT DEFAULT SETTING

- special shortened thermostatic valve
- connection 1/2” female thread
- two pipe
- with screw thread M30 x 1.5 (Heimeier compatible)
- with synthetic spindle protection for setting on site

standard kv-value: 1 m^3/h *(identification: red coloured spindle protection)*

TO THE WALL OR FLOOR

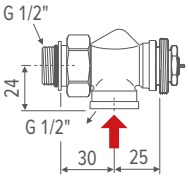

CODE	SET 298	SET 181	SET 182	SET 183	SET 184	SET 297	SET 298
5090 126	✓	-	-	-	-	-	✓

EXTENSION PIECE 1/2” FEMALE THREAD

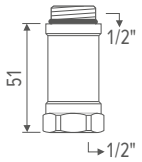

CODE	SET 225	SET 226	SET 285	SET 272	SET 185	SET 186	SET 187	SET 188
5090 108	✓	✓	✓	✓	✓	✓	✓	✓

JAGA LOCKSHIELD VALVES 1/2” FEMALE THREAD

STRAIGHT

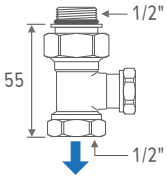

ANGLED

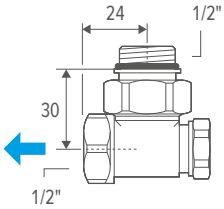

CODE	SET 98	SET 99	SET 297	SET 298	SET 299
5090 109	✓	✓	✓	✓	✓
5090 110	-	✓	-	-	✓

PUNTSTUK 1/2”

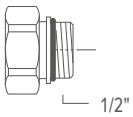

CODE
5090 340

STAINLESS STEEL FLEXIBLE CONNECTIONS 1/2”

Optionally applicable for
- Briza XS Net Zero
- Briza S Net Zero

CODE		
7990 068	200 < 260 mm	2 units

STAINLESS STEEL FLEXIBLE CONNECTIONS 3/4”

Optionally applicable for
- Briza XL Net Zero
- Briza 22

CODE		
8776 00010002	300 < 600 mm	2 units

EXTENDED AIR VENT 1/8”

Pre-mountend
Add **“E”** to the order code of the radiator

ex. STRW 050 100 11 133 **E**

STRADA

	H20				H35						H50						H65						H95					
Type	06	10	15	20	06	10	11	15	16	20	21	06	10	11	15	16	20	21	06	10	11	15	16	20	21	06	10	11	15	16	20	21
ORDER CODE																																
50900 114 078	-	✓	✓	✓	✓	-	✓	-	✓	-	✓	-	-	-	-	-	-	-	-	-	-	-	-	-	-	-	-	-	-	-	-	-
50900 114 178	-	-	-	-	-	✓	-	✓	-	✓	-	-	-	-	-	-	-	-	-	-	-	-	-	-	-	-	-	-	-	-	-	-
50900 114 278	-	-	-	-	-	-	-	-	-	-	-	✓	-	✓	-	✓	-	✓	-	-	-	-	-	-	-	-	-	-	-	-	-	-
50900 114 378	-	-	-	-	-	-	-	-	-	-	-	-	✓	-	✓	-	✓	-	✓	-	✓	-	✓	-	✓	-	-	-	-	-	-	-
50900 114 528	-	-	-	-	-	-	-	-	-	-	-	-	-	-	-	-	-	-	-	✓	-	✓	-	✓	-	-	-	-	-	-	-	-
50900 114 728	-	-	-	-	-	-	-	-	-	-	-	-	-	-	-	-	-	-	-	-	-	-	-	-	-	✓	✓	✓	✓	✓	✓	✓

STRADA HYBRID / LINEA PLUS / LINEA PLUS HYBRID / STRADA HYBRID MM

	H35						H50						H65						H95					
Type	10	11	15	16	20	21	10	11	15	16	20	21	10	11	15	16	20	21	10	11	15	16	20	21
ORDER CODE																								
50900 114 078	-	✓	-	✓	-	✓	-	-	-	-	-	-	-	-	-	-	-	-	-	-	-	-	-	-
50900 114 178	✓	-	✓	-	✓	-	-	-	-	-	-	-	-	-	-	-	-	-	-	-	-	-	-	-
50900 114 278	-	-	-	-	-	-	-	✓	-	✓	-	✓	-	-	-	-	-	-	-	-	-	-	-	-
50900 114 378	-	-	-	-	-	-	✓	-	✓	-	✓	-	-	✓	-	✓	-	✓	-	-	-	-	-	-
50900 114 528	-	-	-	-	-	-	-	-	-	-	-	-	✓	-	✓	-	✓	-	-	-	-	-	-	-
50900 114 728	-	-	-	-	-	-	-	-	-	-	-	-	-	-	-	-	-	-	✓	✓	✓	✓	✓	✓

TEMPO / TEMPO FREESTANDING / INSTALLATION IN A WALL RECESS / INSTALLATION IN A WALL RECESS HYBRID

	H20			H30						H40						H50						H60						H70						H90					
Type	10	15	20	10	11	15	16	20	21	10	11	15	16	20	21	10	11	15	16	20	21	10	11	15	16	20	21	10	11	15	16	20	21	10	11	15	16	20	21
ORDER CODE																																							
50900 114 078	✓	✓	✓	-	✓	-	✓	-	✓	-	-	-	-	-	-	-	-	-	-	-	-	-	-	-	-	-	-	-	-	-	-	-	-	-	-	-	-	-	-
50900 114 178	-	-	-	✓	-	✓	-	✓	-	-	✓	-	✓	-	✓	-	-	-	-	-	-	-	-	-	-	-	-	-	-	-	-	-	-	-	-	-	-	-	-
50900 114 278	-	-	-	-	-	-	-	-	-	✓	-	✓	-	✓	-	-	✓	-	✓	-	✓	-	-	-	-	-	-	-	-	-	-	-	-	-	-	-	-	-	-
50900 114 378	-	-	-	-	-	-	-	-	-	-	-	-	-	-	-	✓	-	✓	-	✓	-	✓	✓	✓	✓	✓	✓	-	✓	-	✓	-	✓	-	-	-	-	-	-
50900 114 528	-	-	-	-	-	-	-	-	-	-	-	-	-	-	-	-	-	-	-	-	-	-	-	-	-	-	-	✓	-	✓	-	✓	-	-	✓	-	✓	-	✓
50900 114 728	-	-	-	-	-	-	-	-	-	-	-	-	-	-	-	-	-	-	-	-	-	-	-	-	-	-	-	-	-	-	-	-	-	✓	-	✓	-	✓	-

KNOCKONWOOD

	H55			
Type	*10*	*11*	*15*	*16*
ORDER CODE				
50900 114 278	-	✓	-	✓
50900 114 378	✓	-	✓	-

JAGA VALVE DN 20

- two pipe
- with screw thread M30 x 1.5 (Heimeier compatible)
- with synthetic spindle protection for setting on site
- for heat exchangers with 3/4” female thread (Briza 22)
- connection 3/4” female thread

ANGLED

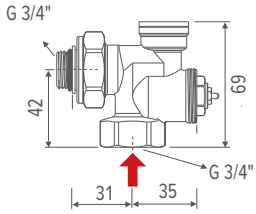

CODE	SET 301	SET 302
5090 701	✓	-

Kv-values: 3.4 m^3/h at $\Delta p = 1$ bars

STRAIGHT

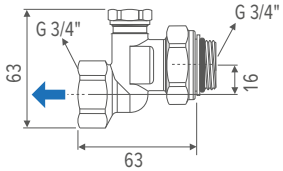

CODE	SET 301	SET 302
5090 702	✓	✓

Kv-values: 2.5 m^3/h at $\Delta p = 1$ bars

JAGA VALVE DN 20

- two pipe
- with screw thread M30 x 1.5 (Heimeier compatible)
- with synthetic spindle protection for setting on site
- for heat exchanger with 1/2” female thread
- connection 3/4” female thread

			SET 303	SET 304
ANGLED		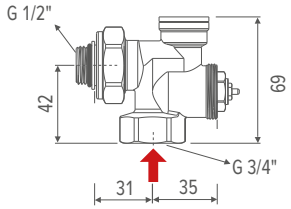		
	Kv-values: 3.4 m^3/h at $\Delta p = 1$ bars	CODE 5090 703	✓	-
ANGLED		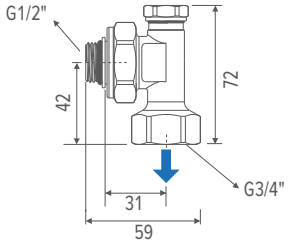		
	Kv-values: 0.8 m^3/h at $\Delta p = 1$ bars	CODE 5090 704	✓	✓

JAGA MULTI-H VALVE 3/4” EUROCONUS

- integrated automatic flow limiter, independent of the differential pressure
- easy and quick flow sizing without complicated calculations
- continuously balancing TRV between 1 (20 l/h) and 8 (340 l/h)
- connection 3/4” Eurocone male thread
- two pipe
-
- radiator valve can be fitted to the left or to the right
- flow left or right, independent from the position of the thermostatic head
- 100 % closable
- with screw thread M30 x 1.5
- with Keymark certification
- tested to DIN EN 215
- with synthetic spindle protection for setting on site

settings

	1	1.5	2	2.25	2.5	2.75	3	3.25	3.5	3.75	4	4.25	4.5	4.75
l/h	20	25	35	40	45	55	65	80	90	100	115	135	145	160
P-BAND (K)	1	1	1	1	1	2	2	2	2	2	2	1	2	2

	5	5.25	5.5	5.75	6	6.25	6.5	6.75	7	7.25	7.5	7.75	8
l/h	170	185	200	215	230	245	260	275	290	300	315	330	340
P-BAND (K)	3	3	3	3	3	3	3	3	3	3	3	3	3

JAGA MULTI-H VENTIEL

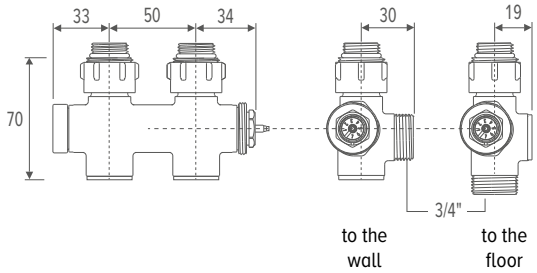

CODE		SET 143
5094 4423	nickel-plated	✓

JAGA DECO PRO VALVE M24 19/” CHROME

- suitable for all radiators with connection MM, LL or RR
- for one or two pipe
- radiator valve can be fitted to the left or to the right
- flow left or right, independent from the position of the thermostatic head
- with synthetic spindle protection for setting on site

Kv-values:
- two pipe: Kv 0.29 - 1.65 m^3/h
- one pipe: Kv 1.50 - 2.20 m^3/h

JAGA DECO PRO

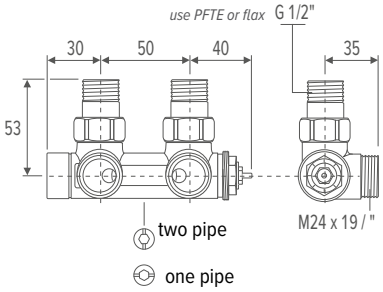

CODE		SET 41	SET 42
5094 427	chrome	✓	-
5094 432	matte aluminium look	-	-
5094 433	brushed stainless steel look	-	-

JAGA PRO ANGLED

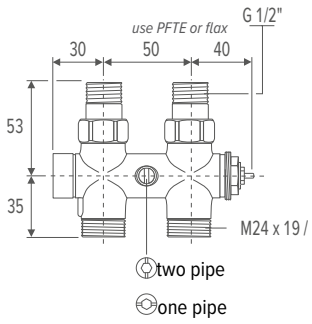

CODE			
5094 425	chrome	-	✓
5094 434	matte aluminium look	-	-
5094 435	brushed stainless steel look	-	-

JAGA PRO VALVE M24 X 1.5 MALE THREAD

- connection M24 male thread
- one pipe and two pipe
- default setting in 6 steps
- flow and return completely lockable
- with screw thread M30 x 1.5 (Heimeier compatible)
- with synthetic spindle protection for setting on site

KV-VALUES:
- two pipe:
- standard kv-value: 0.03 to 0.60 m^3/h
- reduced kv-value: 0.045 to 0.2 m^3/h *(identification: red coloured spindle protection)*
- one pipe: 50% to 0%

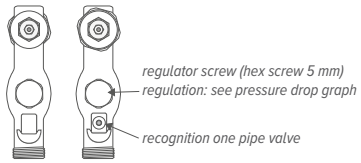

JAGA PRO

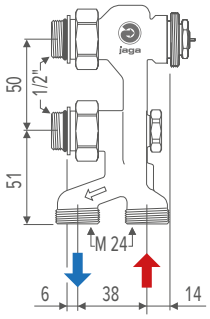

CODE		SET 11	SET 12	SET 13	SET 14
5094 4414	Two pipe	✓	✓	-	-
5094 4409	One pipe	-	-	✓	✓
5094 413	Two pipe - reduced Kv	-	-	-	-

ANGLE 90° M24 X M24

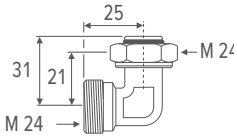

CODE	SET 11	SET 12	SET 13	SET 14
5095 020	✓	-	✓	-

REVERSAL PIECE WITH LOCKSHIELDS FOR JAGA PRO VALVES

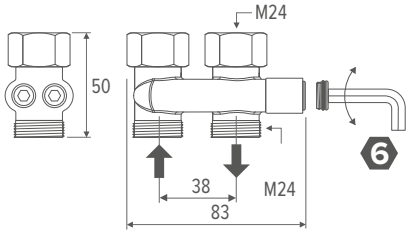

CODE	SET 11	SET 12	SET 13	SET 14
5094 520	-	-	-	-

Adaptor for renovation to switch flow and return of all Jaga Pro valves. For use with sleeve couplings M24.

PRO KEY

CODE
5090 1120

Tools for simple installation of the Pro valve

SLEEVE COUPLING - NICKEL-PLATED

SLEEVE COUPLINGS EUROCONE

Max tightening torque:
- precision metal tube
  - soft copper 45-55 Nm
  - semi-hard copper 60-80 Nm
  - mild steel 60-70 Nm
- synthetic 30-40 Nm
- RPE/ALU 20-30 Nm

PRECISION METAL TUBE

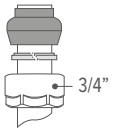

CODE	DESCRIPTION
5094 2112	Ø 3/4” x 12/1
5094 2114	Ø 3/4” x 14/1
5094 2115	Ø 3/4” x 15/1
5094 2116	Ø 3/4” x 16/1
5094 2118	Ø 3/4” x 18/1

SYNTHETIC OR RPE/ALU

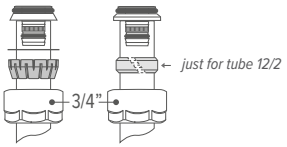

CODE	DESCRIPTION
5094 2612	Ø 3/4” x 12/2
5094 2614	Ø 3/4” x 14/2
5094 2616	Ø 3/4” x 16/2
5094 2618	Ø 3/4” x 18/2
5094 2619	Ø 3/4” x 16/1.5
5094 2820	Ø 3/4” x 20/2

SLEEVE COUPLING 1/2”

Max tightening torque:
- precision metal tube
  - soft copper 45-55 Nm
  - semi-hard copper 60-80 Nm
  - mild steel 60-70 Nm
- synthetic 30-40 Nm
- RPE/ALU 20-30 Nm

PRECISION METAL TUBE

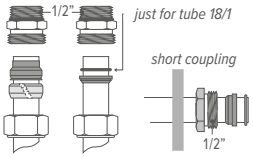

CODE	DESCRIPTION
5098 110	Ø 1/2” x 10/1
5098 112	Ø 1/2” x 12/1
5098 114	Ø 1/2” x 14/1
5098 115	Ø 1/2” x 15/1
5098 116	Ø 1/2” x 16/1
5098 118	Ø 1/2” x 18/1
SHORT COUPLING	
5098 015	Ø 1/2” x 15/1

SYNTHETIC

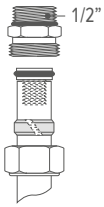

CODE	DESCRIPTION
5098 212	Ø 1/2” x 12/2
5098 214	Ø 1/2” x 14/2
5098 219	Ø 1/2” x 16/1.5
5098 216	Ø 1/2” x 16/2
5098 217	Ø 1/2” x 17/2
5098 218	Ø 1/2” x 18/2

RPE/ALU

CODE	DESCRIPTION
5098 314	Ø 1/2” x 14/2
5098 316	Ø 1/2” x 16/2
5098 326	Ø 1/2” x 16/2.2
5098 318	Ø 1/2” x 18/2

STEEL TUBE FOR C.H.

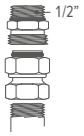

CODE	DESCRIPTION
5094 502	Ø 1/2” x 1/2”
5094 504	Ø 1/2” x 3/8”

SLEEVE COUPLING CODES M24 X 1.5

Max tightening torque:
- precision metal tube
  - soft copper 45-55 Nm
  - semi-hard copper 60-80 Nm
  - mild steel 60-70 Nm
- synthetic 30-40 Nm
- RPE/ALU 20-30 Nm

PRECISION METAL TUBE

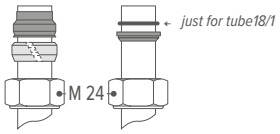

CODE	DESCRIPTION
5094 110	Ø M24 x 10/1
5094 112	Ø M24 x 12/1
5094 114	Ø M24 x 14/1
5094 115	Ø M24 x 15/1
5094 116	Ø M24 x 16/1
5094 118	Ø M24 x 18/1

SYNTHETIC

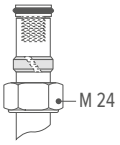

CODE	DESCRIPTION
5094 212	Ø M24 x 12/2
5094 214	Ø M24 x 14/2
5094 219	Ø M24 x 16/1.5
5094 216	Ø M24 x 16/2
5094 217	Ø M24 x 17/2
5094 218	Ø M24 x 18/2

RPE/ALU

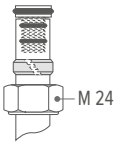

CODE	DESCRIPTION
5094 314	Ø M24 x 14/2
5094 316	Ø M24 x 16/2
5094 326	Ø M24 x 16/2.2
5094 318	Ø M24 x 18/2

STEEL TUBE FOR C.H.

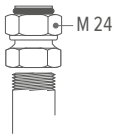

CODE	DESCRIPTION
5094 501	Ø M24 x 1/2”
5094 503	Ø M24 x 3/8”

SLEEVE COUPLING - CHROME-PLATED

SLEEVE COUPLING CODES M24 X 19/”

Max tightening torque:
- precision metal tube
  - soft copper 45-55 Nm
  - semi-hard copper 60-80 Nm
  - mild steel 60-70 Nm
- synthetic 30-40 Nm
- RPE/ALU 20-30 Nm

PRECISION METAL TUBE

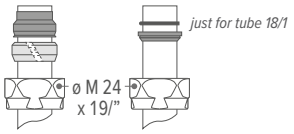

CODE	DESCRIPTION
5094 1110	Ø M24 x 10/1
5094 1112	Ø M24 x 12/1
5094 1114	Ø M24 x 14/1
5094 1115	Ø M24 x 15/1
5094 1118	Ø M24 x 18/1

SYNTHETIC

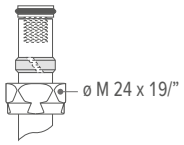

CODE	DESCRIPTION
5094 1212	Ø M24 x 12/2
5094 1219	Ø M24 x 16/1.5
5094 1216	Ø M24 x 16/2
5094 1217	Ø M24 x 17/2
5094 1218	Ø M24 x 18/2

RPE/ALU

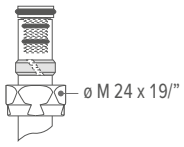

CODE	DESCRIPTION
5094 1314	Ø M24 x 14/2
5094 1316	Ø M24 x 16/2
5094 1326	Ø M24 x 16/2.2
5094 1318	Ø M24 x 18/2

STEEL TUBE FOR C.H.

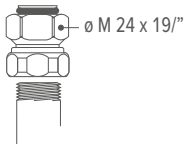

CODE	DESCRIPTION
5094 1501	Ø M24 x 1/2”
5094 1504	Ø M24 x 3/8”

THERMOSTATIC HEADS

JAGA DECO THERMOSTATIC HEAD

Jaga white RAL 9016

Jaga black

Jaga chrome

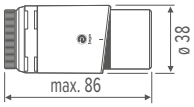

- liquid filled
- frost protection 7°C
- regulable fom 10 to 28°C
- screwable M30 x 1.5
- max water flow temperature 110°C

CODE	
5090 1150	White RAL 9016
5090 1153	Black
5090 1151	Chrome

JAGA HEIMEIER THERMOSTATIC HEAD HEATING AND COOLING

white RAL 9016

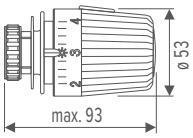

- VT-score: 0.20
- hysteresis EN215: 0 15 K
- water temperature influence EN215: 0 35 K
- liquid filled
- scale division 1 to 5 + K. (Light Cooling)
- frost protection 6°C
- min. and max. temperature control by economy clips
- screwable M30 x 1.5
- max. element temperature +50°C
- adaptor 5090 114 not applicable

CODE	
5090 1161	White RAL 9016

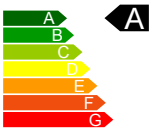

JAGA HEIMEIER THERMOSTATIC HEAD

white RAL 9016

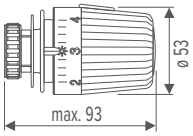

- VT-score: 0.20
- hysteresis EN215: 0 15 K
- water temperature influence EN215: 0 35 K
- liquid filled
- regulable fom 6 to 28 °C
- frost protection 6°C
- min. and max. temperature control by economy clips
- screwable M30 x 1.5
- max water flow temperature 120°C
- Light Cooling only with adaptor 5090 114

CODE	
5090 1160	White RAL 9016

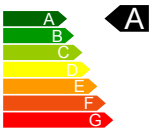

JAGA MANUAL HEAD

white RAL 9016

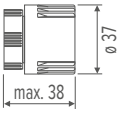

CODE	
5090 110103	White RAL 9010

JAGA THERMOSTATIC HEAD

white RAL 9016

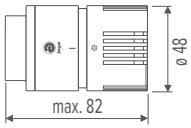

- liquid filled
- frost protection 6°C
- min. and max. temperature 5-26 °C control by ring-system
- screwable M30 x 1.5
- max water flow temperature 110°C

CODE	
5090 1125	White RAL 9016

THERMOSTATIC HEADS

THERMOELECTRIC ACTUATOR

light grey RAL 7035

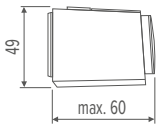

- screw-on M30 x 1.5 with snap-on connection, suitable for all Jaga valves
- with varistor to protect against overvoltage
- with position indicator (open/closed)
- cable length: 1 m
- max water flow temperature: 100°C
- isolation class: IP 54 / III
- CE compliant EN 60730

CODE	
8727 0202	24 VDC
7990 4091	230 VAC

230 VAC: in case of floor recessed installation, only mount on the distributor, never in the duct

JAGA DANFOSS CLOCK THERMOSTAT

white RAL 9010

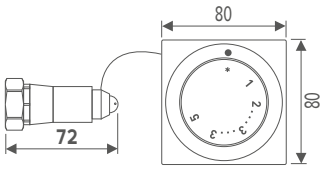

- thermostaatkop met afstand-bediening voor moeilijk te bereiken afsluiters
- length capillary tube: 2 m
- throughput capillary: at least 23 mm
- remote sensor, capillary tube and control bar are completely filled with fluid
- frost protection 7.5°C
- min and max T° limitation (6-28°C)
- screwable M30 x 1.5
- max water flow temperature 120°
- Light Cooling only with adaptor 5090 114

CODE	
5090 1071	White RAL 9010

JAGA CLOCK THERMOSTAT

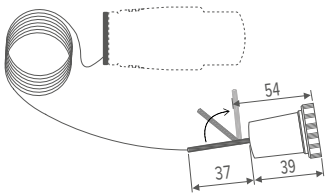

- thermostatic radiator valve with remote control for hard to reach valves
- length capillary tube: 2 m
- minimum inner diameter tube for throughput capillary: 18 mm

CODE
5090 110701

use this wall thermostat only in combination with supplied 2 m-capillary tube

THEFT PROTECTION

white RAL 9016

- theft protection for Jaga thermostatic heads: 5090 1125
- setting the temperature remains possible.
- not applicable with Knockonwood and Strada in combination with a Jaga Pro valve

CODE	
5090 1118	White RAL 9016

JAGA ADAPTOR FOR THERMOSTATIC HEADS IN HYBRID INSTALLATIONS

adaptor for converting thermostatic valves with a thermostatic head, to prevent the cold water supply from being cut off by the thermostatic head in summer

CODE
5090 1114

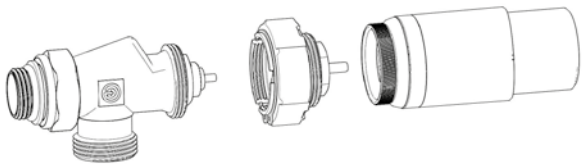

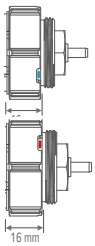

valve locked - open for cooling

valve operated thermostatic by TRV head

PRESSURE DROP

TWO PIPE - STANDARD KV

PRE-SETTING	1	2	3	4	5	6	KVS
KV	0.10	0.20	0.30	0.40	0.50	0.60	0.80
2-PIPE	✓	✓	✓	✓	✓	✓	-

JAGA H-VALVE WALL
5094.524

Set: 103

JAGA H - VALVE FLOOR
5094.525

Set: 104

JAGA H-VALVE ANGLED WALL
5094.534

Set: 113, 117

JAGA H-VALVE ANGLED FLOOR
5094.535

Set: 114, 118

JAGA CROSSFLOW VALVE WALL
5094.522

Set: 101, 115

JAGA CROSSFLOW VALVE FLOOR
5094.523

Set: 102

JAGA CROSSFLOW ANGLED VALVE WALL
5094.532

Set: 111

JAGA CROSSFLOW ANGLED VALVE FLOOR
5094.533

Set: 112, 116

JAGA VALVE 3/4" EUROCONE
5090.4407

Set: 222, 225, 271, 272

JAGA VALVE 1/2" FEMALE THREAD
5090.405

JAGA DOUBLE ANGLED VALVE

Set: 28, 29

JAGA VALVE M24

Set: 25

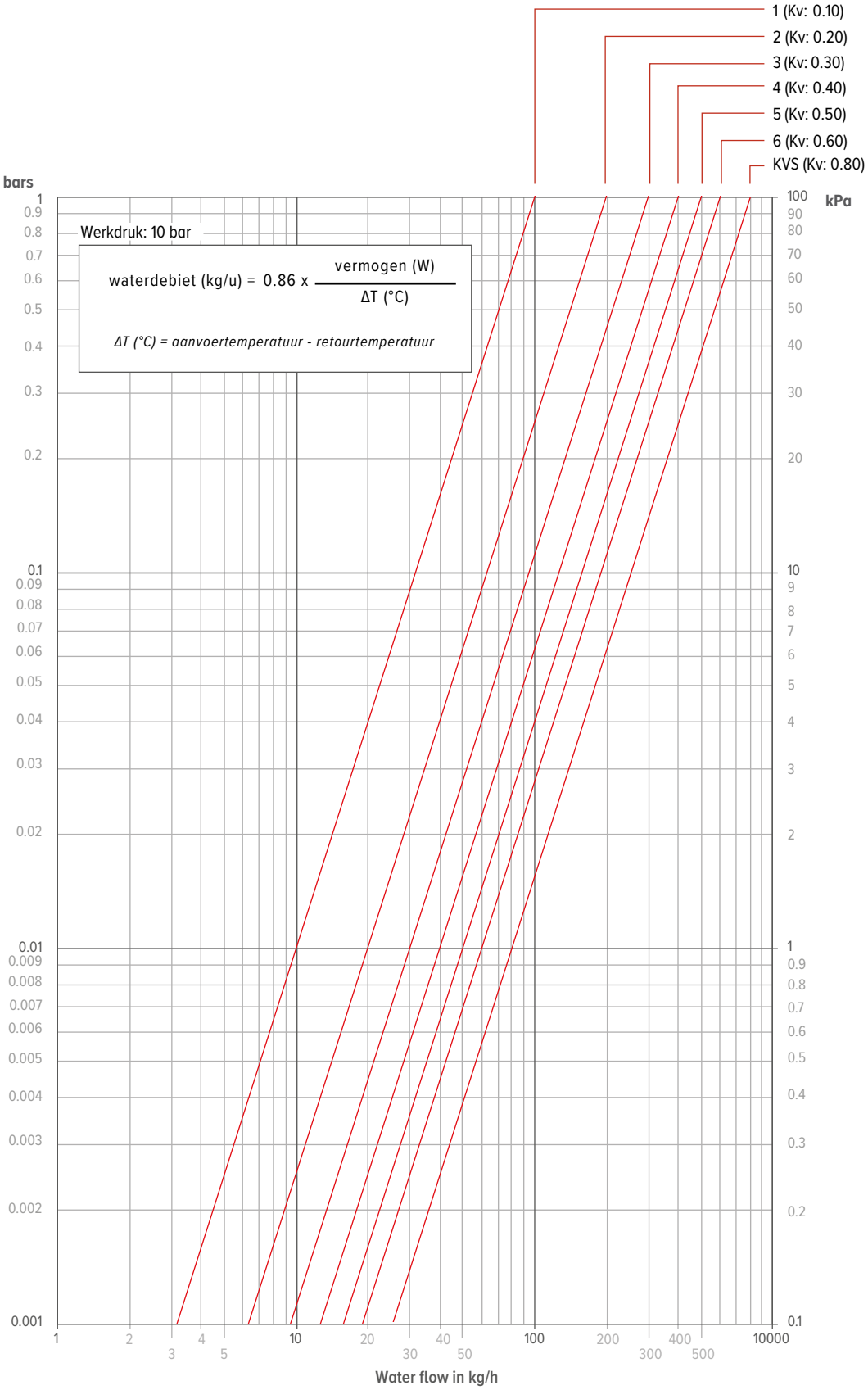

jaga

PRESSURE DROP

TWO PIPE - REDUCED KV

PRE-SETTING	1	2	3	4	5	6	KVS
KV	0.045	0.065	0.095	0.155	0.220	0.320	0.350
2-PIPE	✓	✓	✓	✓	✓	✓	-

JAGA H-VALVE WALL
5094.544

JAGA H - VALVE FLOOR
5094.545

JAGA H-VALVE ANGLED WALL
5094.554

JAGA H-VALVE ANGLED FLOOR
5094.555

JAGA CROSSFLOW VALVE WALL
5094.542

JAGA CROSSFLOW VALVE FLOOR
5094.543

JAGA CROSSFLOW ANGLED VALVE WALL
5094.552

JAGA CROSSFLOW ANGLED VALVE FLOOR
5094.553

JAGA VALVE 3/4" EUROCONE
5090.4406

JAGA VALVE 1/2" FEMALE THREAD
5090.404

JAGA PRO VALVE M24 MALE THREAD
5094.413

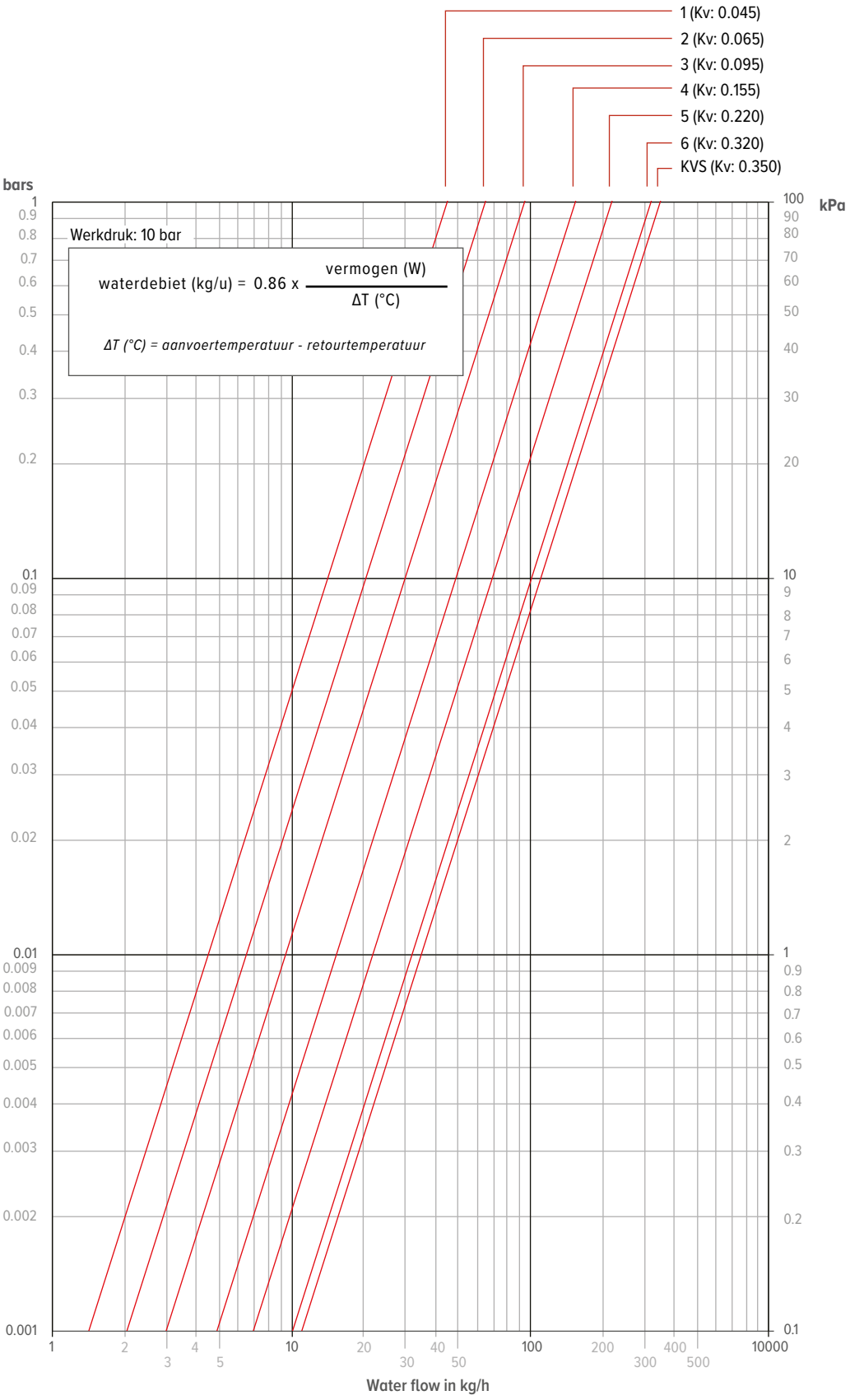

PRESSURE DROP

TWO PIPE

PRE-SETTING	1	2	3	4	5	6	KVS
KV	0.07	0.16	0.32	0.44	0.51	0.60	0.80

JAGA PRO VALVE M24
MALE THREAD

5094.4414

Set 11, 12

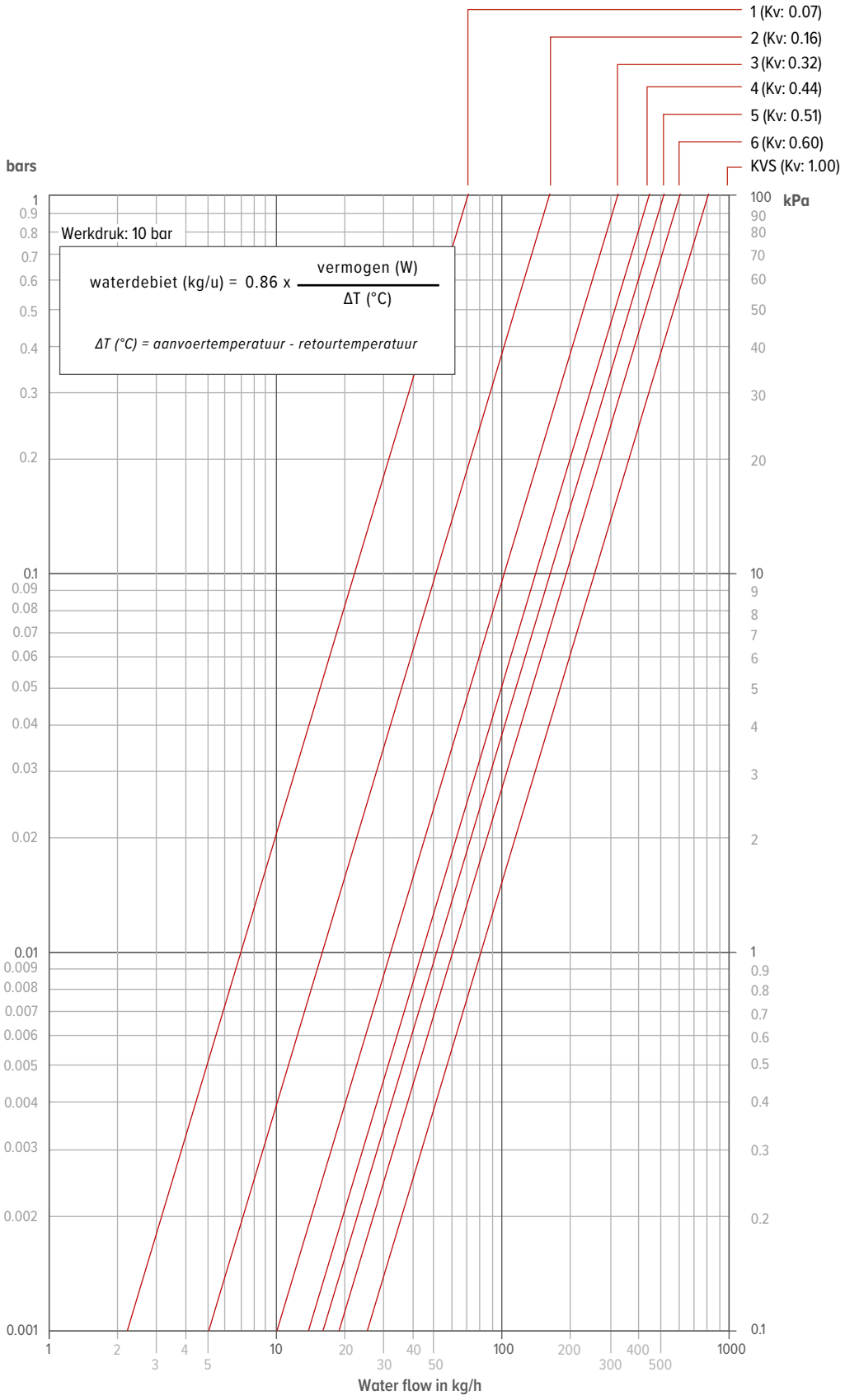

jaga

PRESSURE DROP

ONE PIPE

PRE-SETTING	1	2	3	4	5	6	7	8	KVS
RADIATOR FLOW %	0	13.4	17.3	21.9	27.4	31.3	32.8	35.1	50.0
KV	1.34	1.55	1.62	1.72	1.85	1.95	2.00	2.06	2.68

JAGA PRO VALVE M24
MALE THREAD

5094.4414

Set 13, 14

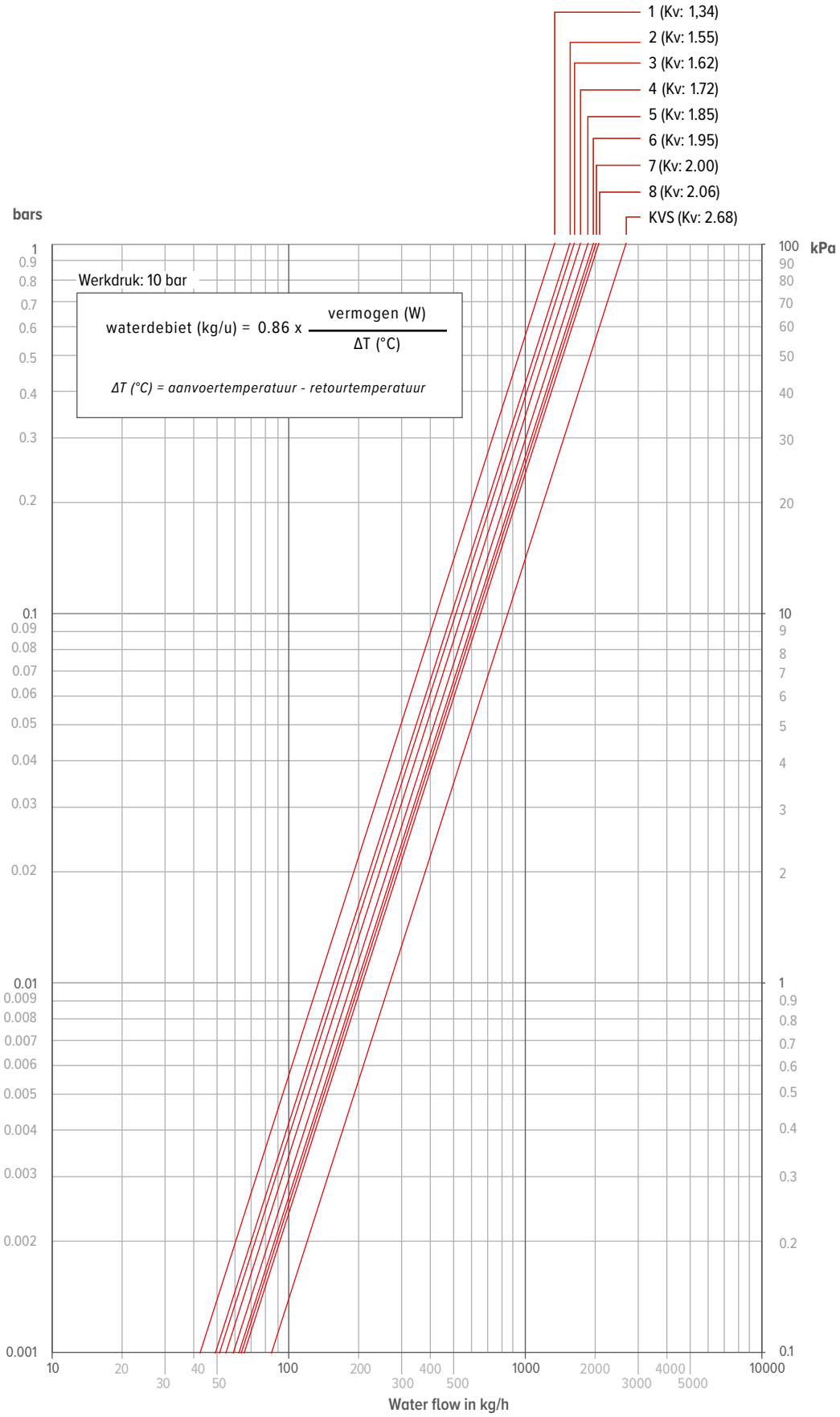

PRESSURE DROP

NUMBER OF ROTATIONS	2	3	4	open
KV	0.8	1.5	2.1	2.5

JAGA RETURN VALVES 3/4" EUROCONE STRAIGHT

5090 702

Set 301, 302

JAGA RETURN VALVES 3/4" EUROCONE ANGLED

5090 704

Set 303, 304

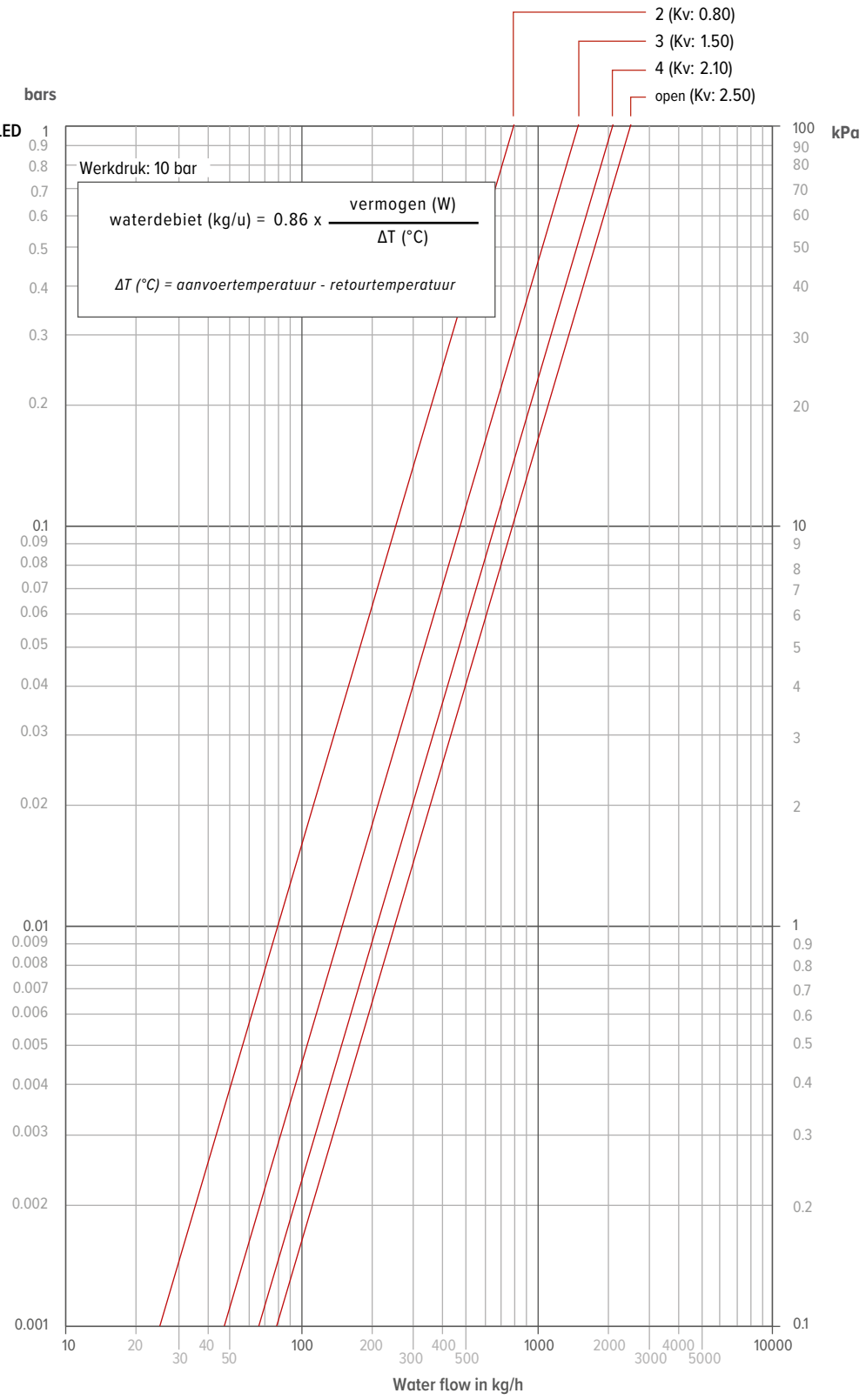

jaga

PRESSURE DROP

KV	3.4

JAGA VALVE 3/4” MALE THREAD DN 20 ANGLED FOR 3/4” RADIATOR CONNECTION

5090 701

Set 301

JAGA 3/4” VALVE FEMALE THREAD DN20 ANGLED FOR 1/2” RADIATOR CONNECTION

5090 702

Set 303

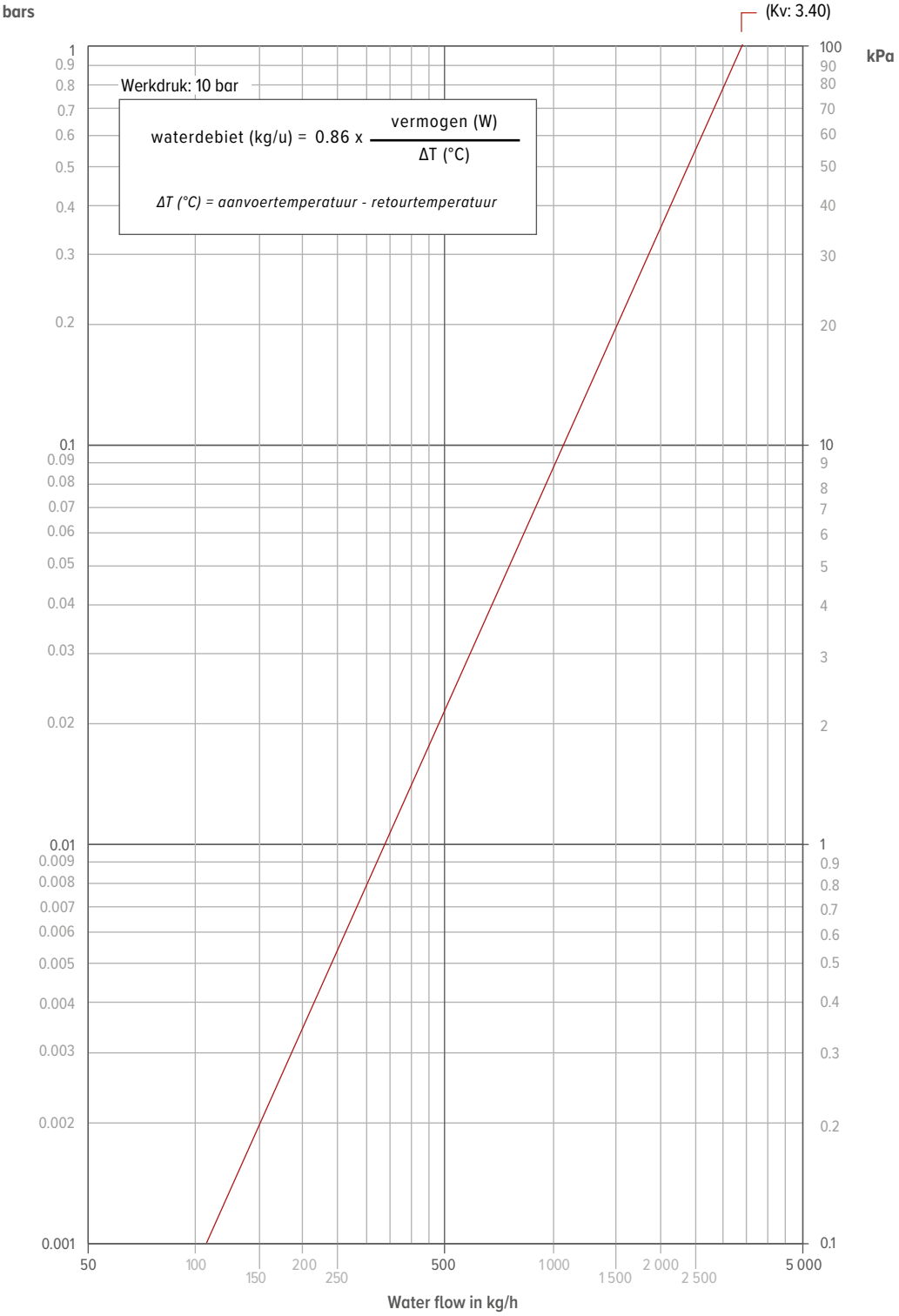

PRESSURE DROP

PRE-SETTING	1	2	3	4	5	6	7	8	9
NUMBER OF ROTATIONS	1.25	1.50	1.75	2.00	2.50	3.00	3.50	4.00	open
KV	0.14	0.20	0.31	0.43	0.60	0.79	1.00	1.20	1.35

JAGA RETURN VALVES 3/4" EUROCONE ANGLED

5090 4111

Set: 225, 226, 285, 272, 285

JAGA RETURN VALVES 3/4" EUROCONE STRAIGHT

5094 4431

Set: 222, 282, 271, 282

JAGA LOCKSHIELD VALVES 1/2" FEMALE THREAD STRAIGHT

5090 109

Set: 98, 99, 297, 298, 299

JAGA LOCKSHIELD VALVES 1/2" FEMALE THREAD ANGLED

5090 110

Set: 99, 299

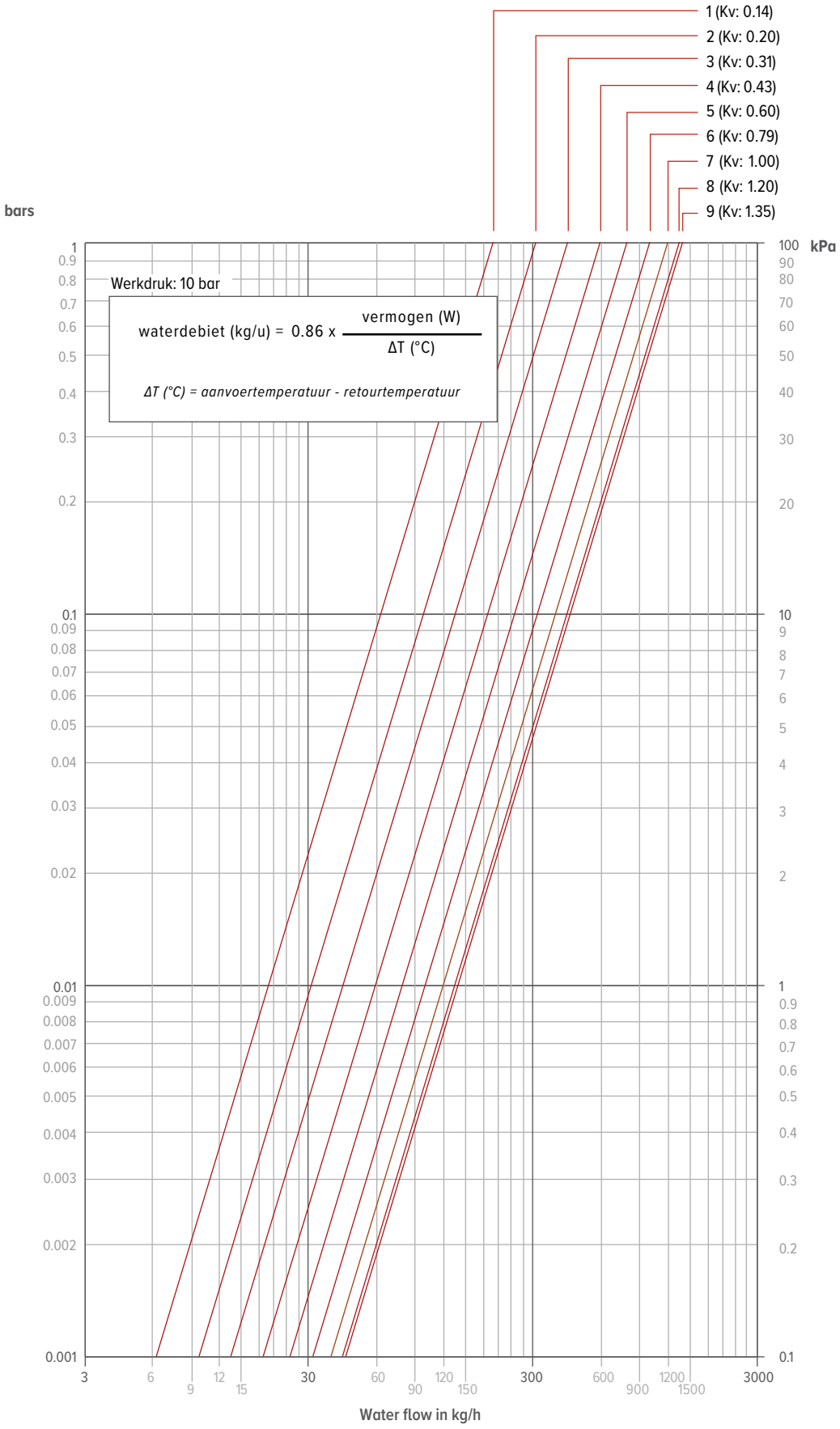

jaga

PRESSURE DROP

ONE PIPE

PRE-SETTING	0	1	2	3	4	5	6	7
RADIATOR FLOW %	0	11	21	26	29	31	32	32
KV	1.50	1.68	1.90	2.04	2.12	2.17	2.20	2.20

DECO PRO
THERMOSTATIC VALVE
ANGLED

5094.427 chrome
5094.432 matte aluminium look
5094.433 brushed stainless steel look

DECO PRO
THERMOSTATIC VALVE
STRAIGHT

5094.427 chrome
5094.432 matte aluminium look
5094.433 brushed stainless steel look

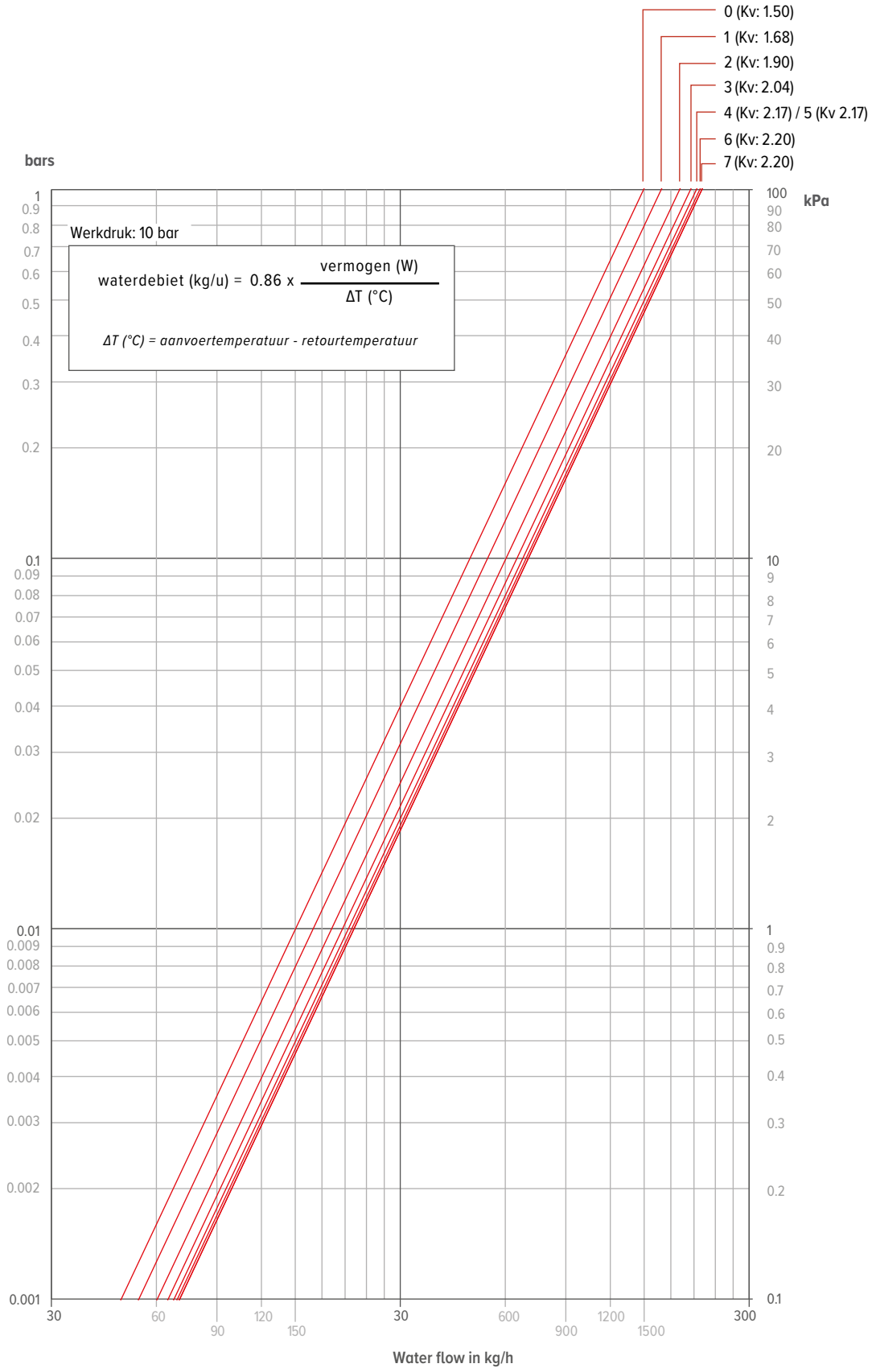

PRESSURE DROP

TWO PIPE

PRE-SETTING	0	1	2	3	4	5	6	7	max.
RADIATOR FLOW %	0	100	100	100	100	100	100	100	100
KV	0	0.29	0.72	1.10	1.29	1.46	1.56	1.61	1.65

DECO PRO
THERMOSTATIC VALVE
ANGLED

5094.427 chrome
5094.432 matte aluminium look
5094.433 brushed stainless steel look

DECO PRO
THERMOSTATIC VALVE
STRAIGHT

5094.427 chrome
5094.432 matte aluminium look
5094.433 brushed stainless steel look

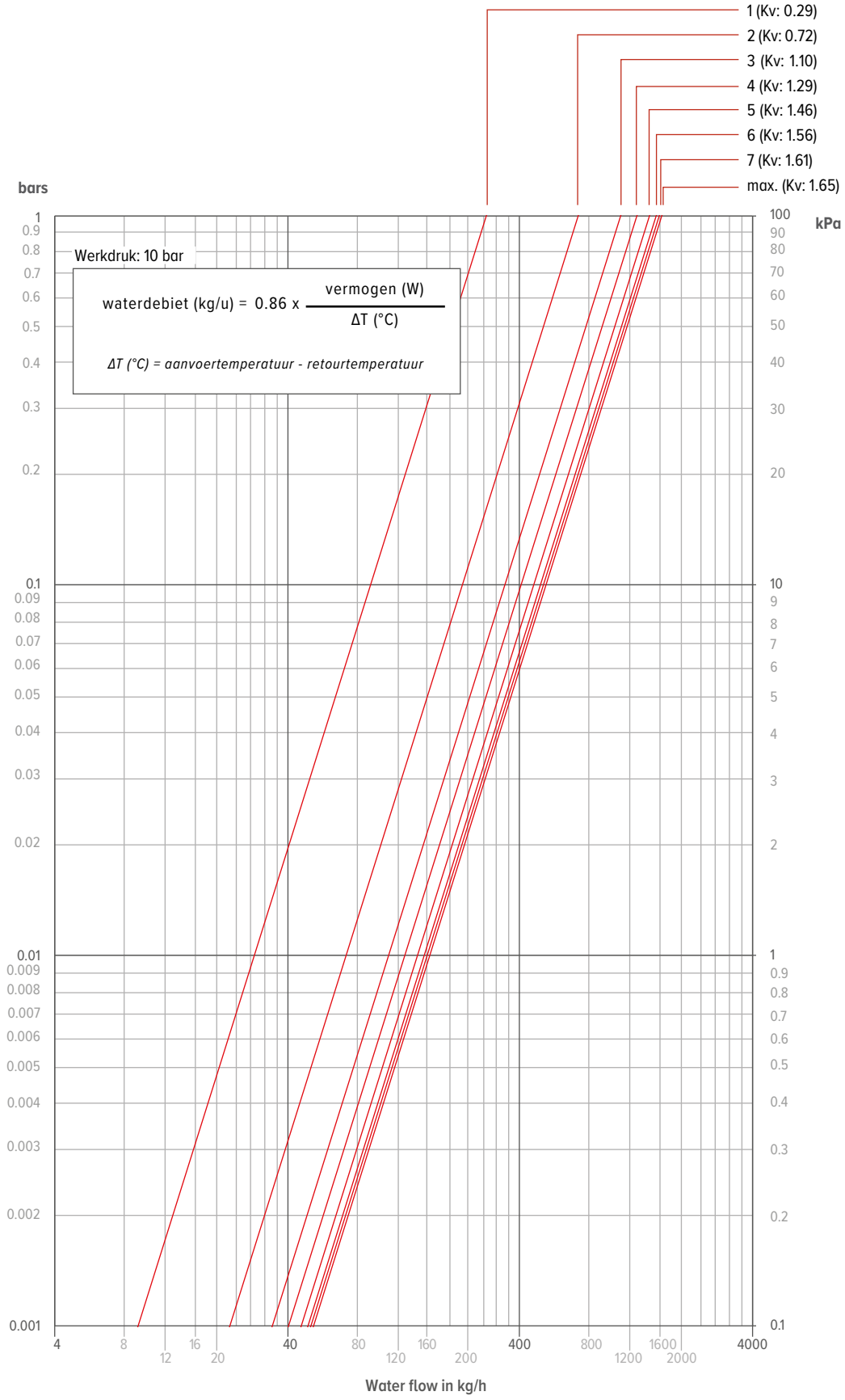

jaga

jaga CLIMATE DESIGNERS

JAGA INTERNATIONAL JAGA NV

In need of some advice? Make an appointment at the Jaga Advice Centre.

Verbindingslaan 16
3590 Diepenbeek

+32 (0) 11 29 41 12

export@jaga.be
jaga.com

PRODUCTCODE - 02 / 2026 - JAGA N.V.