


# jaga

CLIMATE DESIGNERS

Heating 

MICRO CANAL kr. 2024.DK



# jaga

CLIMATE DESIGNERS

## MICRO CANAL

Maximum warmth, minimum dimensions

The latest Jaga trench heating solution is only 6 cm high and 13 cm wide. With small, but powerful dynamic Low-H<sub>2</sub>O heat exchangers and super-quiet fans that are no wider than a thermostatic radiator valve, it creates immense power. Micro Canal combines minimalist aesthetics and architectural freedom with a power that breaks all temperature records! Micro Canal integrates harmoniously with any interior. This provides every architect, designer or engineer the greatest possible design freedom on any project without making any compromises for the heating system.

Ved at gøre brug af de nyeste EC-motorer bruger Clima Canalerne 50 % mindre energi. Desuden kan disse EC-motorer styres via de nyeste automationssystemer via deres 0-10 VDC hastighedsregulering.





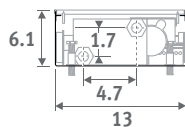
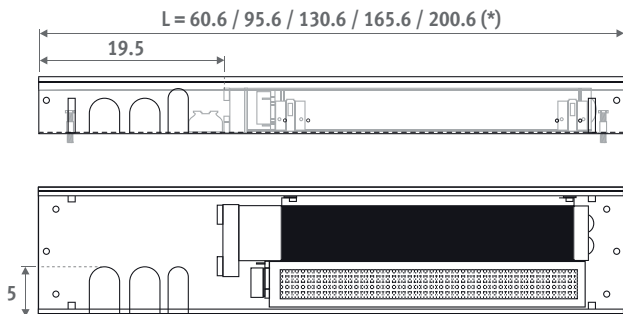
MICRO CANAL

# MICRO CANAL



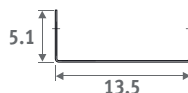

## DIMENSIONS (in cm)

### Inner casing



(\* In case of through-mounting, do not install the intermediate tops. Reduce length by 3 mm for each top.

### Outer casing



Building in-opening: +0.5 cm

## ORDERING CODE

code	height	length	width	grille
MIRF .	006	060	14	./SSS
<i>fill in grille code</i>				

## STANDARD DELIVERY

- stainless steel grille
- outer casing with anchorage elements
- polyethylene-protective mounting block(s) and three connection holes on the left hand side
- pre-assembled internal duct with stainless steel grille support
- tangential activator(s) 24 VDC and integrated stainless steel filter
- dynamic heat exchanger with flexible 1/2" stainless steel connectors, length 15 cm
- height adjustment with fine adjustment for alignment with the finished floor.

With energy efficient EC motor

## HYDRAULIC CONNECTION

- one-sided 2-pipe connection on the left
- always install Micro Canal with the heat exchanger on the window or wall side
- 2 x 1/2" stainless steel hose included
- allow extra space for curtains, in between the window and the Micro Canal.
- The heat exchanger must always be kept accessible for maintenance purposes

- if the appliance is not mounted flat on the floor, the space between the bottom of the appliance and the floor should be filled with a stable filler material.

## ELECTRIC CONNECTION

- 24 VDC clamp connector for electrical connection on the left, to be connected to an external power supply
- speedcontrol activator(s) 0-10 V

## COMPOSITION

1. Beskyttende monteringsblok i polyethylen
2. Rustfrit stålrister, naturfarvet eller lakeret
3. Dækplade
4. Elektrisk tilslutning (24VDC/0-10V)
5. Tilslutninger i rustfrit stål 1/2", 15 cm lang
6. Dynamisk enhed (Mini tangential konvektor)
7. Varmevexler
8. Indvendigt kabinet med rustfrit ramme til rist
9. Dæksel
10. Udvendigt kabinet
11. Forankringskroge leveres som standard



# MICRO CANAL

DIMENSIONS			CONTROL VOLTAGE	HEATING				SOUND PRESSURE*	POWER CONSUMPTION	PRICE		ORDERING CODE
H	L	B		Watt 75/65	Watt 55/45	Watt 45/35	Watt 35/30	dB(A)	Watt	Kr. /SSS	Kr. /SSC/XXX	
006	060	14	2	60	36	23	15	13.8	0.51	6398	7028	MIRF.006 060 14 /XXX
			4	157	94	62	39	14.9	0.75			
			6	316	188	124	78	18.8	1.17			
			8	421	251	165	104	31.6	1.79			
			10	495	295	194	122	39.2	2.67			
095	14	14	2	129	77	51	32	14.3	0.52	9353	10305	MIRF.006 095 14 /XXX
			4	340	203	134	84	17.4	0.87			
			6	684	408	269	169	25.5	1.53			
			8	912	544	358	225	36.1	2.46			
			10	1072	639	421	265	42.5	3.84			
130	14	14	2	199	119	78	49	13.9	0.54	12503	13755	MIRF.006 130 14 /XXX
			4	523	312	206	129	15.2	0.95			
			6	1053	628	414	260	26.4	1.62			
			8	1403	836	551	347	37.2	2.65			
			10	1649	983	648	407	41.8	4.14			
165	14	14	2	269	160	106	66	17.3	1.04	15713	17273	MIRF.006 165 14 /XXX
			4	706	421	277	174	20.4	1.74			
			6	1422	847	559	351	28.5	3.06			
			8	1894	1129	744	468	39.1	4.92			
			10	2226	1327	875	550	45.5	7.68			
200	14	14	2	338	202	133	84	17.1	1.06	18803	20678	MIRF.006 200 14 /XXX
			4	889	530	349	220	19.4	1.82			
			6	1790	1067	704	442	29.0	3.15			
			8	2385	1422	937	589	39.7	5.11			
			10	2803	1671	1102	692	45.2	7.98			


fill in grille code

\* With an assumed room attenuation of 8 dB(A) / content of the room 75 m<sup>3</sup> / reverberation time 0.5 sec. / measured at 1 m height and 2 m from the appliance.

Correction factors & pressure drop: see "Technical info" chapter


## SUPPLIED AS STANDARD

### ASSEMBLY & PROTECTION BLOCK




Install the polyethylene protective block(s) as protection on the construction site.

### HEIGHT CONTROL




Double height adjustment by means of the anchoring on the outer casing and by fine adjustment with the bolts in the inner housing (adjustable from 6.2 to 8 cm).

### DESIGN GRILLES



Continuous design grille of stainless steel grilles.


### FLEXIBLE CONNECTION



Stainless steel flexible hoses (15 to 25 cm), enabling the internal mechanism to be removed completely for easy cleaning.


## OVERVIEW GRILLES

### Stainless steel grilles



SSS  
stainless steel

### Stainless steel grilles lacquered



SSC/XXX  
stainless steel lacquered

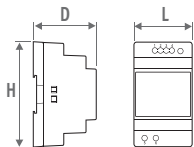
Our grilles are available in all colours, with the exception of Sandblast grey 001. In case of intensive use (placement in circulation areas, for example in front of sliding windows and doors), wear is, of course, inevitable.

# MICRO CANAL - OPTIONS

## POWER SUPPLY DIN-RAIL MONTAGE



The guarantee is only valid if the original Jaga power supply is used.



CODE	H	L	D
7990.054	9.0	3.5	5.9
7990.055	9.0	5.3	5.9
7990.056	9.0	7.0	5.9
7990.053	12.5	12.6	8.3

- for DIN-rail or wall mounting
- conformity UL60950 / UL508 / IEC 60950-1 / TUV EN61558-2-16 / Class 2
- output voltage 24 VDC
- input voltage 100 - 240 VAC
- screw connection
- LED indicator

CODE	Output Watts	Output current A	Kr.
7990.054	36	1.5	360
7990.055	60	2.5	488
7990.056	92	3.9	698
7990.057	150	6.25	1403

Required power = sum of the power consumption of the devices

## MAXIMUM CABLE LENGTH

In function of the number of devices: see <http://www.jaga.com/en/products/trench-heating/micro-canal>

## SEPARATE POWER SUPPLY

Waterproof power supply 24 VDC/40 Watts with waterproof cable gland.



Not suitable for installation in the floor duct.

- conformity: UL60950 - EN 60950 / Class 2
- output voltage 24 VDC
- input voltage 100 - 240 VAC
- dimensions L 14.5 x B 4.5 x H 3.0 cm

CODE	Output Watts	Output current A	Kr.
37603.010002	40	1.67	698

## VALVE UNIT



- length 35 cm
- connection set with thermostatic valve, lockshield and thermoelectric drive 24 VDC
- outer casing with height control
- inner casing with stainless steel grille support
- stainless steel grille, natural coloured or lacquered
- protection block

CODE	Kr.
7522.00603514/SSS/VE	3473
7522.00603514/SSC/.../VE	3810

fill in colour code



Order sleeve couplings Eurocone:

Jaga Thermostatic valve Eurocone  
Thermoelectric drive  
24 VDC



Lockshield Eurocone

Dimensions of the valves, see "Connection sets & valves" chapter

# MICRO CANAL - OPTIONS

## EMPTY HOUSING

To fill open spaces for a continuous installation.



- outer casing with height control
- inner casing with stainless steel grille support
- stainless steel grille, natural coloured or lacquered
- protection block(s)
- 2 head pieces

### empty housing with stainless steel grille

CODE	L	Kr.
7522.00603514/SSS	35	2535
7522.00606014/SSS	60	3390
7522.00609514/SSS	95	4785
7522.00613014/SSS	130	6278
7522.00616514/SSS	165	7718
7522.00620014/SSS	200	9240

### empty housing with lacquered stainless steel grille

CODE	L	Kr.
7522.00603514/SSC/ ...	35	2783
7522.00606014/SSC/ ...	60	4013
7522.00609514/SSC/ ...	95	5670
7522.00613014/SSC/ ...	130	7470
7522.00616514/SSC/ ...	165	9240
7522.00620014/SSC/ ...	200	11018

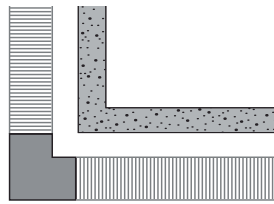
enter colour code

## CORNER PIECE



- aluminium cover plate in stainless steel effect (SSS), or lacquered in other Jaga colours (SSC)
- outer casing with anchorage elements
- polyethylene-protective mounting block(s)
- fully assembled inner housing with stainless steel grille support
- height adjustment with fine adjustment for alignment with the finished floor

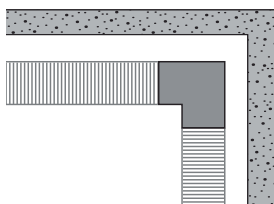
### Outer corner



CODE		Kr.
7522.00602014/SSS/02	Natural	4005
7522.00602014/SSC/.../02	lacquered	4140

enter colour code

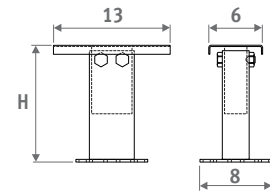
### Inner corner



CODE		Kr.
7522.00602014/SSS/01	Natural	4005
7522.00602014/SSC/.../01	lacquered	4140

enter colour code

## FEET WITH HEIGHT ADJUSTMENT FOR RAISED FLOORS



- lacquered in dark grey RAL 7024.
- easy installation by means of "stainless steel spring system"
- 1 set includes 2 height adjusting controls

### Number of sets per Micro Canal

L 35 = 1 set
L 60 = 1 set
L 95 = 1 set
L 130 = 2 sets
L 165 = 2 sets
L 200 = 2 sets

CODE	H	Kr./set
5207.05070000	5 > 7 cm	390
5207.08130000	8 > 13 cm	398
5207.13230000	13 > 23 cm	413
5207.20300000	20 > 30 cm	428

**MILTON**  
**MEGATHERM**

MILTON MEGATHERM A/S

Formervangen 14-16  
DK - 2600 Glostrup

Tel: +45 4697 0000  
Fax: +45 4697 0001

info@miltonmegatherm.dk  
www.miltonmegatherm.dk

**jaga**  
**CLIMATE**  
**DESIGNERS**

Jaga International  
Verbindingslaan 16  
B-3590 Diepenbeek

Tel.: +32 (0)11 29 41 12  
Fax: +32 (0)11 29 41 60  
export@jaga.com

The information in this price list is correct at the time of printing.  
Jaga reserves the right to change product specification at any time in line  
with our policy of continuous improvement and innovation.  
All prices in DKK, exclude VAT. Prices valid from January 1, 2024.  
Replaces all existing price lists.