


jaga

CLIMATE DESIGNERS

Heating 

IGUANA APLANO TECHNICAL INFORMATION



IGUANA ■ WEIGHT – WATER CONTENT



Weight and water content without packaging or options

WEIGHT IN KG

IGUANA APLANO						
L	H 180	192	200	220	240	
030	28.5	30.2	31.4	34.4	37.5	
041	38.8	41.2	42.8	46.8	51.1	
052	49.1	52.2	54.2	59.3	64.7	
063	59.5	63.2	65.6	71.8	78.3	
074	69.8	74.1	77.0	84.2	92.0	
085	80.1	85.1	88.4	96.7	105.6	

IGUANA ARCO						
L	H 180	192	200	220	240	
029	29.0	30.7	31.9	34.9	38.1	
041	39.5	41.9	43.5	47.5	51.9	
051	50.1	53.2	55.2	60.3	65.8	
062	60.5	64.2	66.7	72.8	79.5	
073	71.1	75.4	78.3	85.5	93.4	
083	81.6	86.6	89.9	98.2	107.2	

IGUANA VISIO						
L	H 180	192	200	220	240	
051	28.7	30.4	31a.6	34.5	37.7	
062	33.8	35.9	37.3	40.8	44.4	
073	39.0	41.4	43.0	47.0	51.3	

IGUANA CIRCO WALL						
L	H 180	192	200	220	240	
027	28.7	30.4	31.6	34.5	37.7	
031	33.8	35.9	37.3	40.8	44.4	
034	39.0	41.4	43.0	47.0	51.3	

IGUANA CIRCO CORNER							
L	H 125	150	180	192	200	220	240
027	25.0	29.4	34.6	36.7	38.1	41.6	45.4

IGUANA ANGULA						
L	H 180	192	200	220	240	
040	57.7	61.0	63.4	69.2	75.3	
046	68.3	72.3	75.1	81.9	89.3	
051	78.9	83.5	86.8	94.7	103.2	

WATER CONTENT IN LITRE

IGUANA APLANO						
L	H 180	192	200	220	240	
030	9.6	10.2	10.6	11.7	12.8	
041	13.1	13.9	14.5	16.0	17.4	
052	16.6	17.7	18.4	20.2	22.1	
063	20.0	21.4	22.3	24.5	26.7	
074	23.5	25.1	26.1	28.8	31.4	
085	27.0	28.8	30.0	33.0	36.0	

IGUANA ARCO						
L	H 180	192	200	220	240	
029	9.6	10.2	10.6	11.7	12.8	
041	13.1	13.9	14.5	16.0	17.4	
051	16.6	17.7	18.4	20.2	22.1	
062	20.0	21.4	22.3	24.5	26.7	
073	23.5	25.1	26.1	28.8	31.4	
083	27.0	28.8	30.0	33.0	36.0	

IGUANA VISIO						
L	H 180	192	200	220	240	
051	10.2	10.8	11.2	12.3	13.4	
062	12.0	12.8	13.3	14.6	15.8	
073	13.9	14.8	15.4	16.8	18.3	

IGUANA CIRCO WALL						
L	H 180	192	200	220	240	
027	9.6	10.2	10.6	11.7	12.8	
031	11.3	12.1	12.6	13.8	15.1	
034	13.1	13.9	14.5	16.0	17.4	

IGUANA CIRCO CORNER							
L	H 125	150	180	192	200	220	240
027	8.6	10.2	12.0	12.8	13.3	14.6	15.8

IGUANA ANGULA						
L	H 180	192	200	220	240	
040	19.4	20.7	20.7	22.7	24.8	
046	21.8	23.3	24.3	26.6	29.1	
051	24.9	26.7	27.8	30.5	33.4	

CORRECTION FACTORS STATISCH

The indicated outputs with ΔT 50 and ΔT 30 are the exact outputs. ΔT 50 output measured in accordance with EN442 and ΔT 30 output calculated according to EN442. An average correction factor is given in this table for all other ΔT outputs, applicable for all dimensions.

At www.jaga.com/downloads/selectiontools you can download the calculation tools with the exact outputs. The online calculation tools are kept up to date with the most recent data. Minor output differences between printed tables and the different online calculation tools are therefore completely normal and within the margins of tolerance imposed by the standard.

AVERAGE CORRECTION FACTORS FOR STATIC PRODUCTS ACCORDING TO EN442

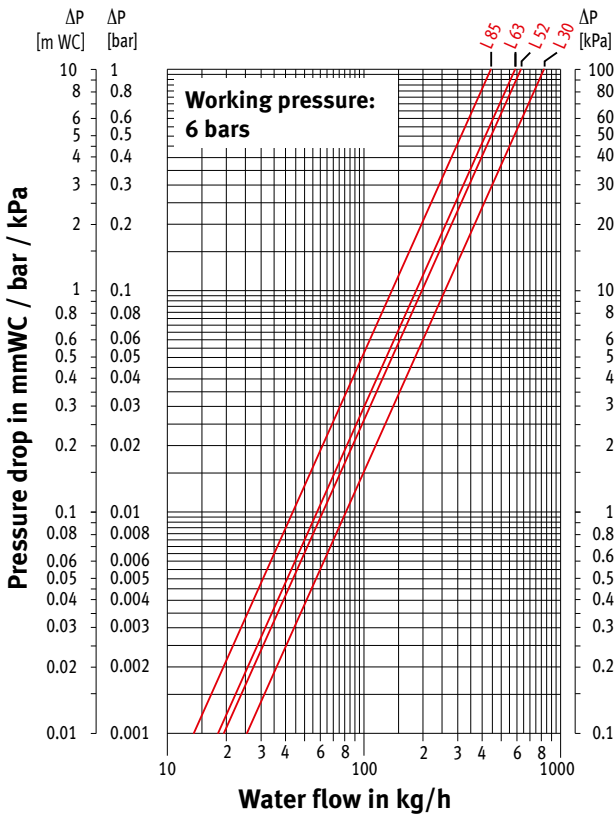
Room temperature: 20°C										Room temperature: 24°C											
Average N-value: 1.36										Average N-value: 1.36											
Ta	Tr	65	60	55	50	45	40	35	30	25	Ta	Tr	65	60	55	50	45	40	35	30	25
75		1.00	0.93	0.85	0.77	0.69	0.61	0.52	0.42	0.31	75		0.89	0.82	0.75	0.67	0.59	0.51	0.41	0.31	0.16
70		0.94	0.87	0.79	0.72	0.64	0.56	0.48	0.39	0.28	70		0.83	0.76	0.69	0.62	0.54	0.47	0.38	0.28	0.14
65			0.80	0.74	0.67	0.60	0.52	0.44	0.35	0.25	65			0.70	0.64	0.57	0.50	0.43	0.35	0.25	0.12
60				0.68	0.61	0.55	0.48	0.40	0.32	0.23	60				0.58	0.52	0.45	0.38	0.31	0.23	0.11
55					0.56	0.50	0.43	0.36	0.29	0.20	55					0.47	0.41	0.34	0.28	0.20	0.09
50						0.44	0.38	0.32	0.25	0.18	50						0.36	0.30	0.24	0.17	0.08
45							0.34	0.28	0.22	0.15	45							0.26	0.20	0.14	0.06
40								0.24	0.19	0.13	40								0.17	0.12	0.05
35									0.15	0.10	35									0.09	0.03
30										0.07	30										0.02

RECOMMENDED MAXIMUM WATER FLOW DEPENDING ON THE PIPE DIAMETER AT A MAX. WATER FLOW OF 0.4 M / S

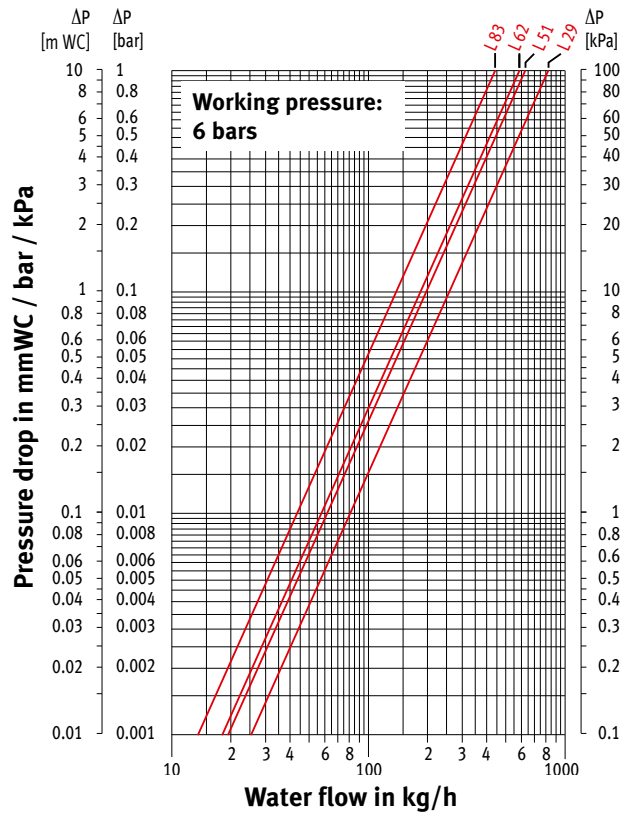
Tube	Outer Ø mm	Wall thickness mm	Maximum flow kg/h	Maximum power at ΔT (° C) (T supply - T return))				
				ΔT 2	ΔT 5	ΔT 10	ΔT 20	ΔT 30
				Watt	Watt	Watt	Watt	Watt
10/1	10.0	1.0	72	168	421	841	1682	2524
12/1	12.0	1.0	113	263	657	1314	2629	3943
12/2	12.0	2.0	72	168	421	841	1682	2524
14/1	14.0	1.0	163	379	946	1893	3785	5678
14/2	14.0	2.0	113	263	657	1314	2629	3943
15/1	15.0	1.0	191	444	1111	2221	4443	6664
16/1	16.0	1.0	222	515	1288	2576	5152	7729
16/1.5	16.0	1.5	191	444	1111	2221	4443	6664
16/2	16.0	2.0	163	379	946	1893	3785	5678
16/2.2	16.0	2.2	152	354	884	1769	3537	5306
17/2	17.0	2.0	191	444	1111	2221	4443	6664
3/8"	17.1	3.2	129	301	752	1505	3010	4515
18/1	18.0	1.0	289	673	1682	3365	6730	10095
18/2	18.0	2.0	222	515	1288	2576	5152	7729
20/2	20.0	2.0	289	673	1682	3365	6730	10095
1/2"	21.3	3.7	217	504	1259	2518	5035	7553
26/3	26.0	3.0	452	1052	2629	5258	10515	15773

IGUANA - PRESSURE DROP

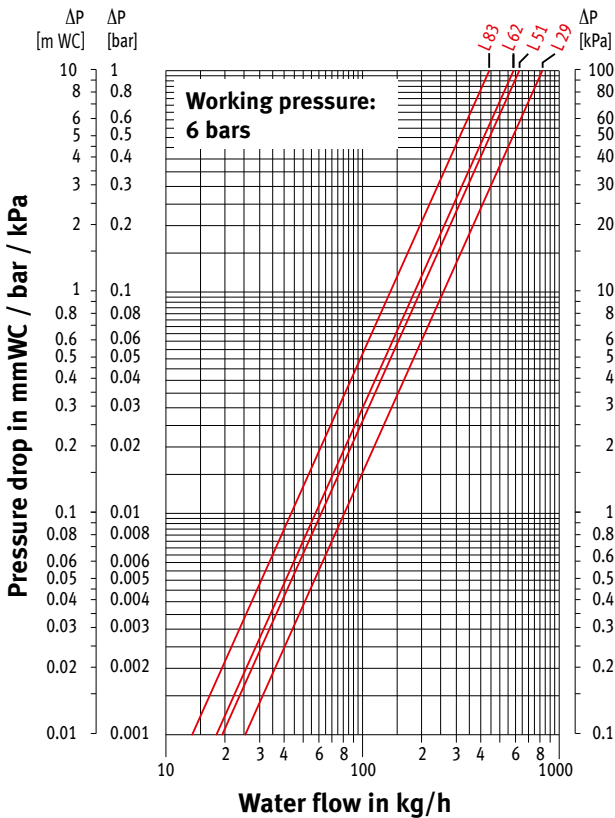
IGUANA APLANO IGUANA APLANO PLUS



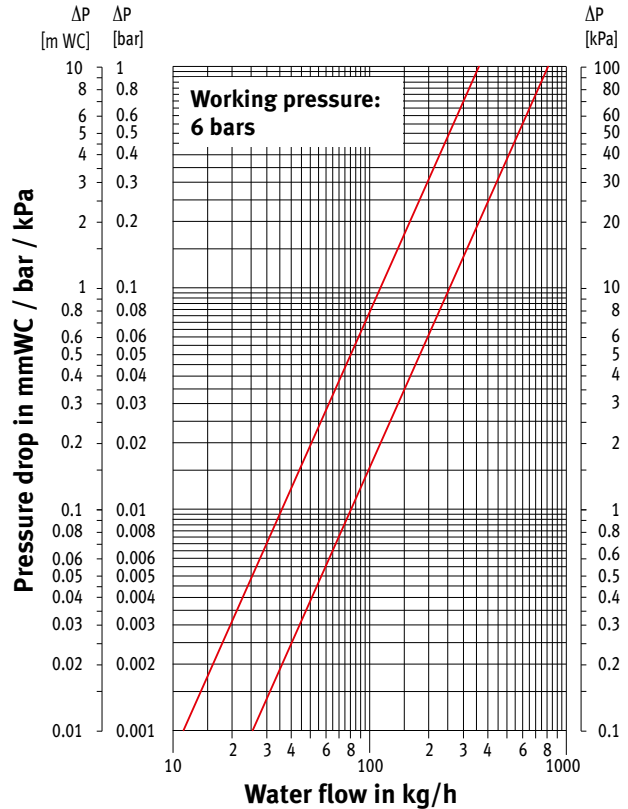
IGUANA ARCO IGUANA ARCO PLUS



IGUANA VISIO IGUANA VISIO PLUS



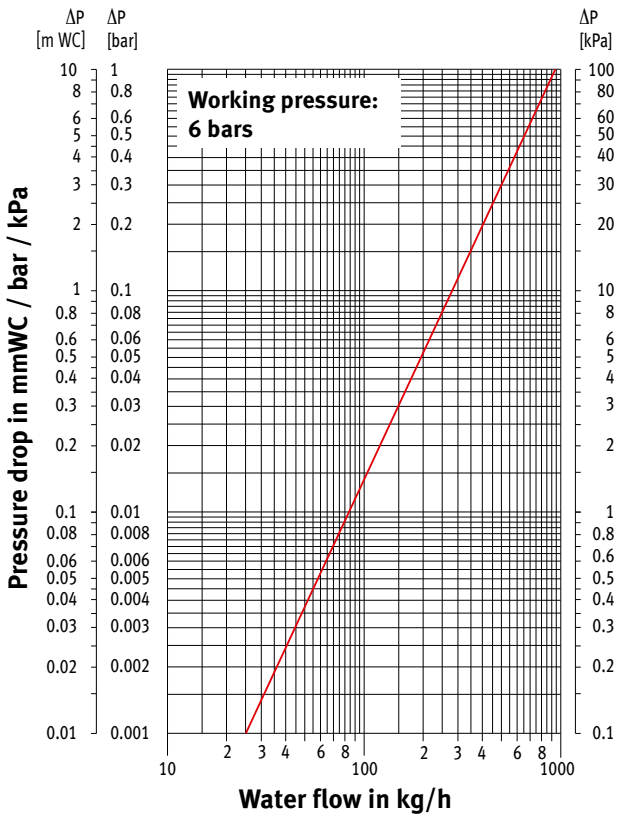
IGUANA CIRCO WALL IGUANA CIRCO WALL PLUS



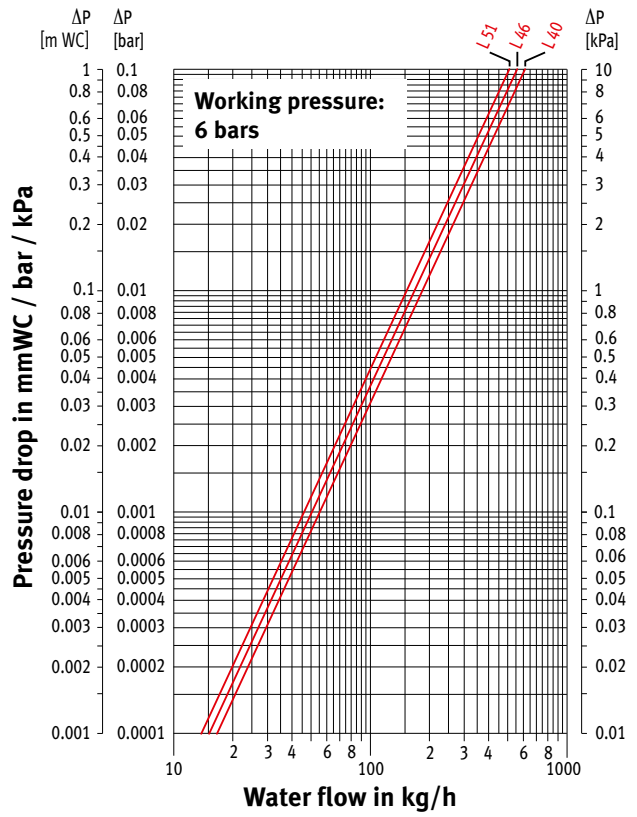
PRESSURE DROP - IGUANA

IGUANA CORNER

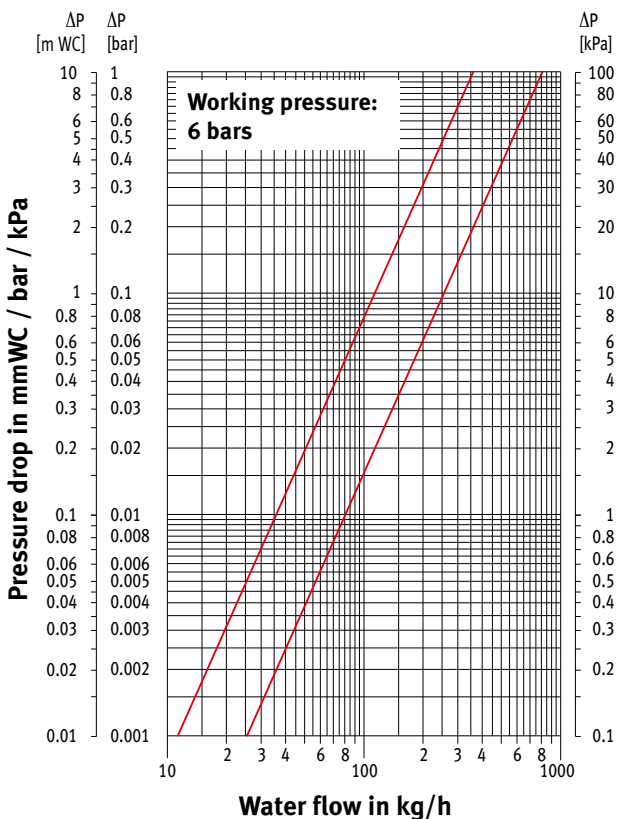
IGUANA CORNER PLUS



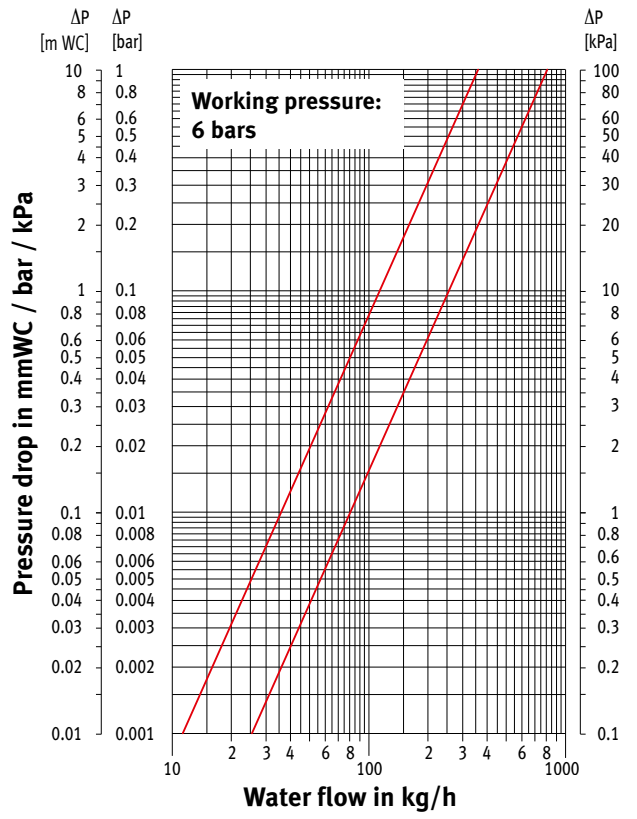
IGUANA ANGULA PLUS



IGUANA CIRCO PILLAR COVER



IGUANA CIRCO FREESTANDING



jaga
CLIMATE
DESIGNERS

Jaga International
Verbindingslaan 16
B-3590 Diepenbeek

Tel.: +32 (0)11 29 41 12
Fax: +32 (0)11 29 41 60
export@jaga.com

The information in this price list is correct at the time of printing.
Jaga reserves the right to change product specification at any time in line
with our policy of continuous improvement and innovation.
All prices in Euro, exclude VAT. Prices valid from February 1, 2021.
Replaces all existing price lists.